

My English

Grade 2



My name :

Roll number :

School :



Government of Nepal
Ministry of Education, Science and Technology
Curriculum Development Centre
Sanothimi, Bhaktapur

Publisher: Government of Nepal
Ministry of Education, Science and Technology
Curriculum Development Centre
Sanothimi, Bhaktapur

© Curriculum Development Centre

ISBN: 978-9937-601-44-3

All rights reserved. No part of this publication may be reproduced or transmitted in any other form or by any means without the written permission of the publisher. However, this does not prohibit making copies of its pages for teacher training or other not-profit making purposes.

Edition:

First Edition: 2078 BS (2021 AD)

Send your comments and suggestions to:

Curriculum Development Centre

Phone: 01-6630588

Fax: 01-6630797

Email: cdc@ntc.net.np

Website: moecdc.gov.np

Preface

Curriculum Development Centre (CDC) revises curricula and textbooks on a regular basis to respond to the needs and expectations of the country, and to attain the goals of education. The new Basic Level Curriculum (Grades 1-3) developed using an integrated approach is based on the guiding principles of National Curriculum Framework 2019. Both the curriculum and the workbook for grade two were piloted in 100 schools across the country in the academic year 2077 BS. This workbook has been updated and amended on the basis of the feedback obtained from different stakeholders. The book has been organized under ten multi-disciplinary and subject specific themes. It incorporates the competencies and the language functions outlined in the curriculum. This book can be used as a textbook as well as a workbook.

This book initially developed by a team comprising of Prof. Dr. Laxman Gnawali, Mr. Shankar Adhikari, Mr. Nabin Kumar Khadka, Mr. Nim Prakash Singh Rathaur, and Mr. Ramesh Dhakal has been revised and updated by a team led by Dr. Gopal Prasad Pandey. The team included other people notably; Mr. Shankar Adhikari, Mr. Nabin Kumar Khadka, Mr. Nim Prakash Singh Rathaur, Mr. Parshuram Tiwari, Mr. Raju Shrestha, Mr. Ananda Dhungana and Mr. Pashupati Pandey. Similarly, Mr. Rudra Prasad Adhikari and Ms. Mukta Pokharel provided input on the content and language of the book. Likewise, Mr. Keshab Prasad Dahal, Mr. Tukaraj Adhikari, Prof. Dr. Bal Mukunda Bhandari, Dr. Ganga Ram Gautam, Mr. Purna Bahadur Lamichhane, Mr. Gangadhar Hada, Mr. Mahendra Kumar Shrestha, Ms. Rani Jha, Mr. Uddab Bhattarai and Mr. Kedar Bahadur Tamang have also contributed a lot to bring the book in this form. The illustration of the book has been done by Mr. Dev Koimee and the layout design by Mr. Khados Sunuwar. The Centre would like to extend its sincere thanks to all the people who have contributed for the development of this book. The CDC would also like to acknowledge all the sources of the materials used in this book.

An attempt has been made to make the book learner friendly. The teacher needs to act as a facilitator to make its effective use in the classroom. They can also employ other grade-appropriate tasks according to their specific contexts.

The Centre always welcomes constructive feedback for the improvement of its materials.

2078 B.S.

Curriculum Development Centre
Sanothimi, Bhaktapur

Table of Contents

Theme and Lesson	Page
Before you begin - I	1-4
Before you begin - II	5-8
Me and My Family	9-36
Lesson 1 Birendra's Family	10
Lesson 2 I Love My Family	15
Lesson 3 Uncle Shiva's Family	19
Lesson 4 It's Me	23
Lesson 5 My Body	27
Lesson 6 I Take Care of My Body	31
Assessment 1	35
My Daily Life	37-63
Lesson 7 Before School	38
Lesson 8 At School	42
Lesson 9 After School	46
Lesson 10 On Saturdays	50
Lesson 11 At the Zoo	54
Lesson 12 At a Fair	58
Assessment 2	62
My School	64-90
Lesson 13 Lunch Box Surprise	65
Lesson 14 Dentist at School	69
Lesson 15 Homework	73
Lesson 16 Durbar High School	77
Lesson 17 Unit Test	81
Lesson 18 We Are at School	85
Assessment 3	89

Our Environment	91-118
Lesson 19 My House	92
Lesson 20 My Garden	97
Lesson 21 My Village	101
Lesson 22 Weather	105
Lesson 23 Keeping Clean	108
Lesson 24 Using Numbers	113
Assessment 4	117
My Belongings	119-133
Lesson 25 Things I Have	120
Lesson 26 Colours and Objects	124
Lesson 27 My Clothes	128
Assessment 5	132
Our Culture	134-149
Lesson 28 Our Festivals	135
Lesson 29 Children's Day	139
Lesson 30 Months of the Year	143
Assessment 6	148
Communication Technology and Market	150-168
Lesson 31 Shopping	151
Lesson 32 Talking on the Telephone	155
Lesson 33 What's this?	159
Lesson 34 Making a List	163
Assessment 7	167
Fruits and Vegetables	169-182
Lesson 35 Fruits at the Market	170
Lesson 36 Vegetables at the Market	174
Lesson 37 Buying Fruits and Vegetables	177
Assessment 8	181

Hobbies and Interests	183-196
Lesson 38 I Like...	184
Lesson 39 We are on a Holiday	188
Lesson 40 Playing Games	192
Assessment 9	195
Birds and Animals	197-218
Lesson 41 Chicken Little	198
Lesson 42 Helpful Animals	203
Lesson 43 Birds and Animals	207
Lesson 44 What do Animals Eat?	212
Assessment 10	217
Word List	219
Learning Progression Chart	223

Before you begin - I



Listen and sing.

Every day - Everyday.

I go to school - I go to school.

I meet my friends - I meet my friends.

and we all say - we all say

Hello! Hello! - Hello! Hello!

How are you? - How are you?

I'm good, I'm great!

How about you?

Hello! Hello - Hello! Hello!

How are you? - How are you?

I'm good, I'm great! - I'm good, I'm great!

How about you? - How about you?

Na na na na na na na na na!

Na na na na na na na na!

Hey!

Na na na na na na na na na!

Na na na na na na na na!






Talk about the picture.



Draw a picture of a bird and colour it.



Copy these words.

mother

hand

sleep

write

tomato

fifteen

climb

tiger

pigeon

river

- a. _____
- b. _____
- c. _____
- d. _____
- e. _____

- f. _____
- g. _____
- h. _____
- i. _____
- j. _____



Read the capital letters.

A	B	C	D	E	F
G	H	I	J	K	L
M	N	O	P	Q	R
S	T	U	V	W	X
Y	Z				



Read the small letters.

a	b	c	d	e	f
g	h	i	j	k	l
m	n	o	p	q	r
s	t	u	v	w	x
y	z				



Write the capital letters (A-Z).

Handwriting practice lines for capital letters (A-Z). The page contains 15 sets of horizontal lines, each consisting of a top red line, a middle blue line, and a bottom red line.



Write the small letters (a-z).

Handwriting practice lines for small letters (a-z). The page contains 15 sets of horizontal lines, each consisting of a top red line, a middle blue line, and a bottom red line.

Before you begin - II



Listen and Say.



Hello! Good morning.
I am Madina.



Hi! Good afternoon.
My name is Kiran.



Hello! Good morning.
I am Prem.



Hi! I am Puja.



Listen and act.


May I sit down?



Yes, sit down.



May I go out to play?



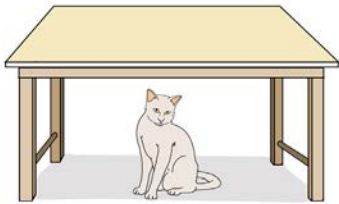
Yes, you may.



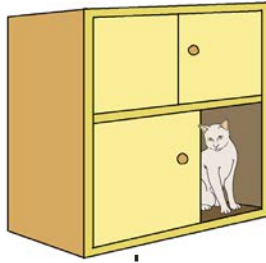


Look at the picture and say.

Where is the cat?



under



in




on



on



behind



in



Write on, in or under.

a. The book is _____ the table.



b. The ball is _____ the table.



c. The cow is _____ the tree.



d. The sweets are _____ the jar.





Ask and answer.



Q : What is the time?

A : It is ten o'clock.



Q: What's the time?

A: It's four o'clock.



Write the time.



It's _____ o'clock.



It is _____



It is _____ o'clock.



It's _____



Match.

1

7

10

12

16

20

ten


twenty

one

seven

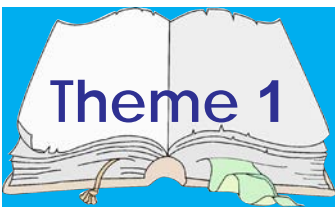
twelve

sixteen



What do you see in the picture? Write complete sentences.





Me and My Family





Talk about the picture.





Listen and sing.

Father, father! So kind.

Mother! Mother! Never mind.

Grandfather! Grandfather! Love and share.

Grandmother! Grandmother! Take care.

Brother! Brother! Play the ball.

Sister! Sister! Where's the doll?



Who is in your family? Tell your friends.



Match.



mother



grandfather



grandmother




father



brother



sister



Learn these words.



village



parents



a black dog



homework



Read and answer.

What do you see in the picture?



Birendra is a grade two student. He is seven years old. He lives in a village. He lives with his parents. His father, Hari Narayan is 35 years old. He loves Birendra. He is a good father.

Birendra's mother is Rima. She is 33 years old. She helps Birendra with his homework. She is helpful.

Birendra has a sister. Her name is Nitu. She is ten years old.

Birendra has a pet dog. Its name is Kale. It is a big black dog.

Birendra loves his family very much.

Complete the sentences.

- Birendra lives with his _____.
- His father is _____ years old.
- His _____ helps him do homework.
- Birendra's _____ is ten years old.
- Kale is a _____.



Complete the text about your family.

My name is _____ . I live in a _____ (big/
small) family. My mother's name is _____ . My
father's name is _____ . I have _____
sister/sisters and _____ brother/brothers.



Make your family profile.

photo
grandfather

Name :

photo
grandmother

Name :

photo
father

Name :

photo
mother

Name :

photo
me

Name :

photo
brother/sister

Name :



Describe the picture.





Act.

Hi! I'm Junu.
What's your name?



Hi! I'm Jay.
I'm from Doti.
Where are you from?

I'm from Lamjung.
How old are you, Jay?



I am seven.
I study in grade two.

Who do you live with?



I live with my parents, my brother and my sister.

I also live with my family. I have my grandfather and grandmother too.



Nice talking to you. Bye!

Now, talk in pairs with your friends. Talk about yourself.



Find and write.



J	K	P	K	P	A	R	E	N	T	S	J
G	R	A	N	D	M	O	T	H	E	R	Y
F	A	M	I	L	Y	W	J	I	Q	D	Q
O	G	R	A	N	D	F	A	T	H	E	R
H	L	F	R	N	F	S	I	S	T	E	R
C	H	I	L	D	R	E	N	F	V	F	X
B	R	O	T	H	E	R	T	Z	X	R	E



a. _____

 c. _____

 e. _____

b. _____

 d. _____



Talk about yourself.



I am

I am years old.



This is my father.

He is years old.



This is my

She is



This is my

He is



Bye! See you.



Learn these words.



a shop



farm



long dark hair



a cute cat



Read and answer.

Hi friends! I am Preeti Rajbanshi from Jhapa. I am seven years old. My mother's name is Uma. She runs a shop. She is thirty five. She has got a long dark hair.

My father is Amar. He works on a farm. He is thirty seven. He is tall.

I have a brother. His name is Ravi. He is five. He is small. He has a pet. It is a cat. Its name is Shuri. It is very cute.





True or false? Put a tick or a cross .


- Preeti's mother is 37 years old.
- Preeti is younger than Ravi.
- Preeti has two brothers.
- Shuri is a pet.



Write the words.

long +  = long hair

dark +  =

long +  =

bright +  =

cute +  =



Listen and say.

doll	son	mat
uncle	sun	bat
girl	pig	cat
hole	sit	fat
nail	salt	hat



Write ten sentences about your family.

a.

b.

c.

d.

e.

f.

g.

h.

i.

j.

Lesson 3

Uncle Shiva's Family



Listen and read.



This is my uncle. His name is Shiva. He is my father's brother. He is a mason.




This is my aunt. Her name is Ganga. She is my uncle's wife. She is a tailor.



They are my cousins. They are my uncle's son and daughter. They are students.



Complete the puzzle.



Across:

- a child of your uncle or aunt
- a daughter of your brother or sister







Down:

- a brother of your father or mother
- a son of your brother or sister
- a sister of your father or mother

Now, use the words in your own sentences to describe your own family.

- a. _____
- b. _____
- c. _____
- d. _____
- e. _____

 Listen and complete.

	
<p>My grandfather is sleeping.</p>	<p>My grandmother is</p>
	
<p>My aunt is</p>	<p>My uncle is</p>
	
<p>My cousins are</p>	<p>My puppy is</p>



Read and answer.

My uncle's name is Shiva. He is my father's brother. He is thirty years old. He is a mason. He is very popular in my village. He is very busy. He works from morning to evening. He works even on Saturdays.



Lata is my uncle's wife. She is twenty eight. She is a housewife. She cooks food for her family. Sometimes she helps my uncle in his work.



Write short answers.

a. How old is Shiva?

b. What does he do?

c. How old is Lata?

d. What does she do?

e. Does Lata love Shiva?



Write about Rita's family.



a. This is Rita's family.

b.

c.

d.

e.

f.

g.




Listen and read.

Hi! It's me Tej.
I am seven
years old.



I live in
Kathmandu.
It is a big city.



I live with my
parents.



This is Lumanti.
She is my friend.



I have a dog.
I like it.



I like reading,
singing and
dancing.



Complete these and talk to your friends.

Hello! I am _____.

I live in _____.

I live with _____.

Paste your photo here.

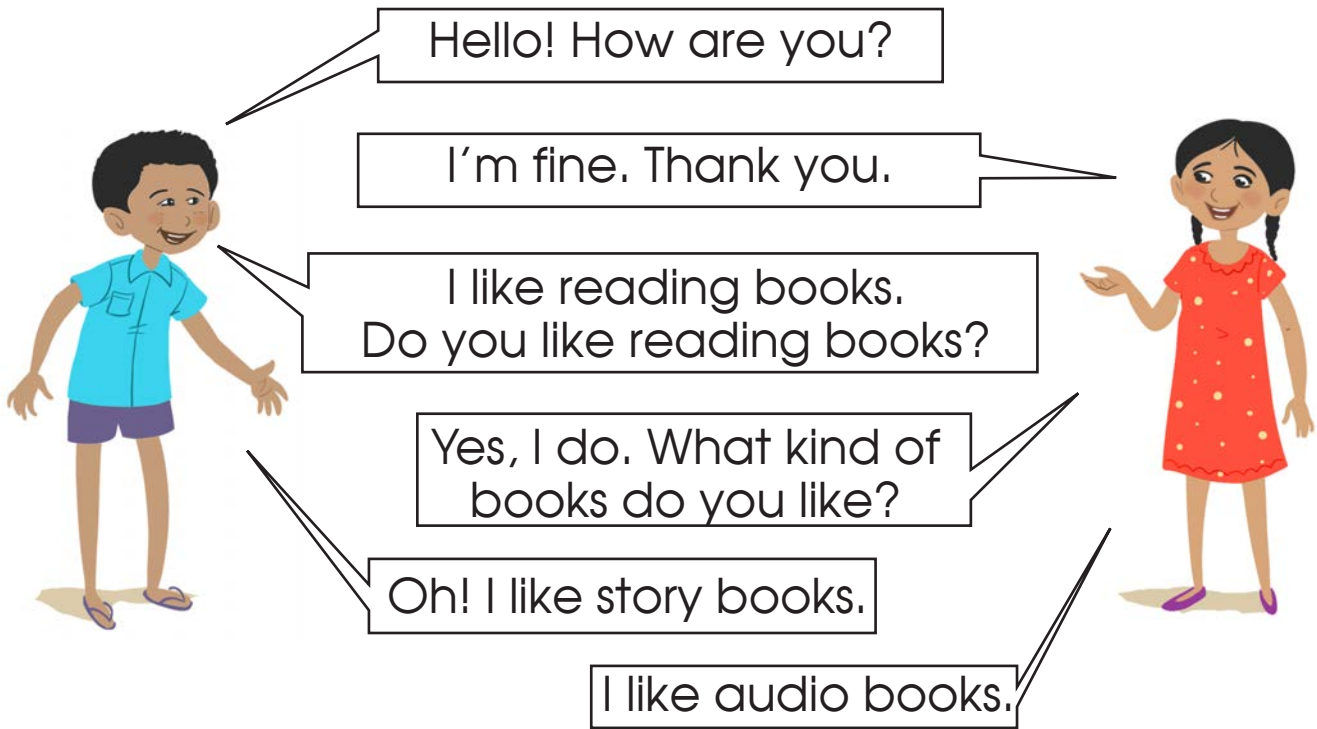
I am _____ old.

I have a _____.

I like _____.




Listen and act.



Now, practise in pairs. Talk about yourself.



Learn these words.



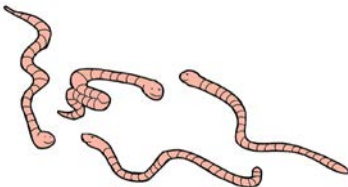
robot



jungle



jumping



worms




swimming



listening



Read and answer.



Hello! My name is Lisa. I'm a robot. I'm seven years old. I am from the world of science. I help people in their work. I like listening to music. I like English rhymes.



Good morning! My name is Bonzo. I'm a monkey. I'm six years old. I live in the jungle. Kiki is my sister and my best friend. I like jumping. Bananas are my favourite food.



Hello! My name is Fin. I'm a fish. I'm seven months old. I live in water. Otto is my best friend. I eat worms. I like swimming. My hobby is singing.

Write short answers.

a. Who is Lisa?

a robot

b. Where is Bonzo from?

c. What's Bonzo's favourite food?

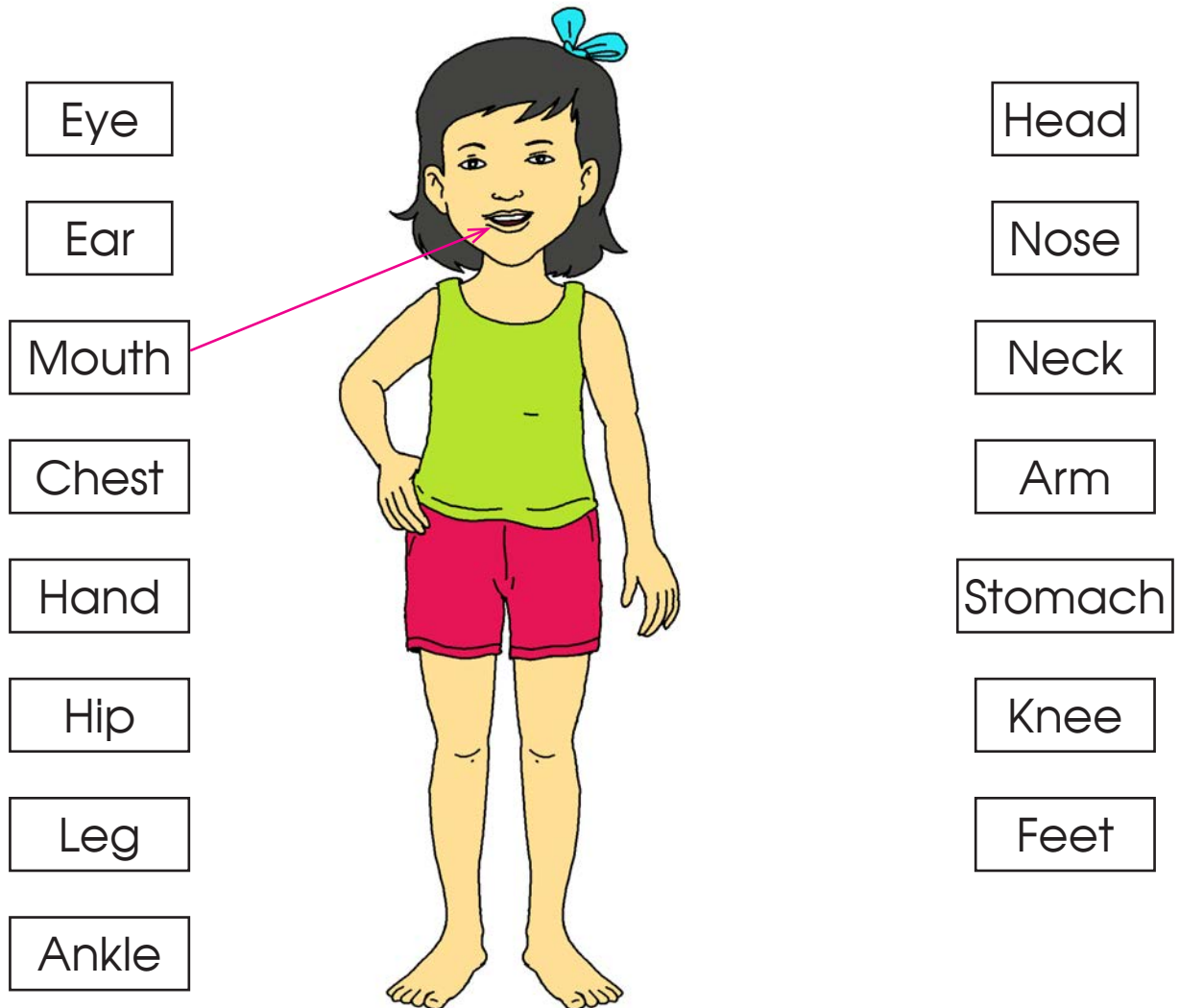
d. Who is Fin's best friend?

e. Who is the oldest of all?

f. Who can be your friend?



Draw the lines to show the body parts and say.



Listen to your teacher and show the body parts.

Say like this:

This is my head.

These are my eyes.



Listen and act.

I'm thinking of a part of our body. Can you guess it?

Do I have two of them?

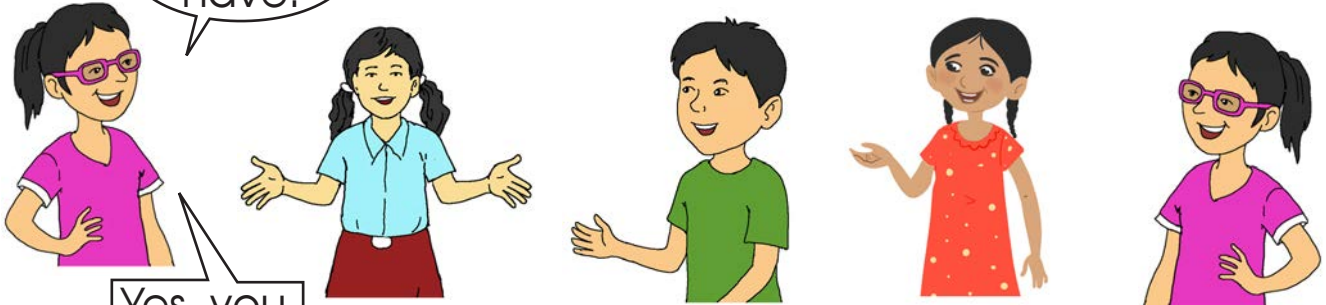
Can I hear with it?

Is it an ear?

Yes, you are right.

Yes, you have.

Yes, you can?



Listen and write.



I wash my



I brush my



I comb my



I take



Read and answer.

We are your ears.
We are two. We help you to hear.



We are your eyes. We are two. We help you to see things.



We are your teeth.
We are many. We chew the food you eat.



I am your tongue. I'm only one. I taste the food you eat.

We are your legs.
We are two. We help you to stand and walk.



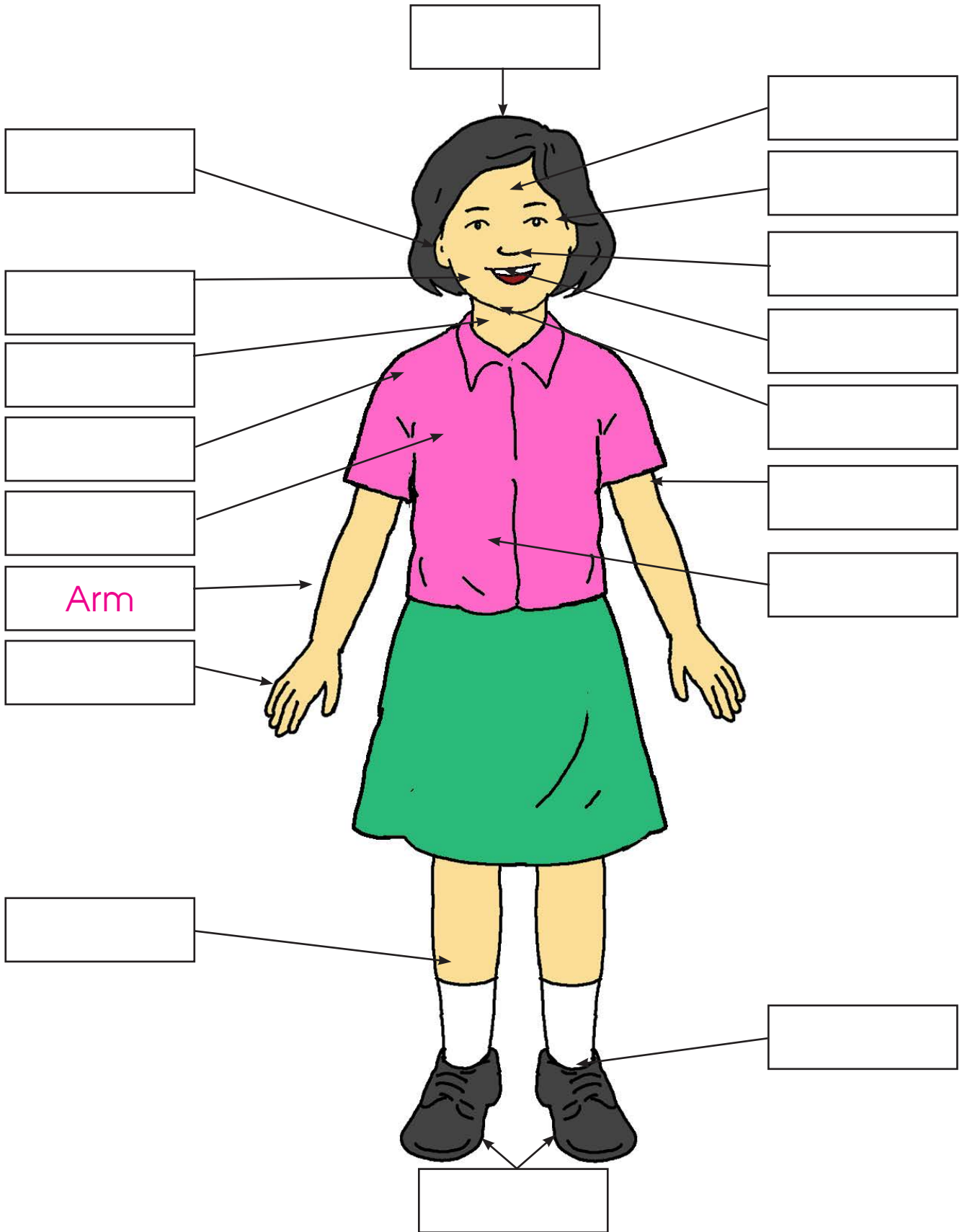
We are your hands.
We are two. We help you to write and work.

Fill in the gaps.

- a. Eyes help us to _____.
- b. We _____ food with our teeth.
- c. The tongue tastes the food we _____.
- d. We use our legs to _____ and _____.
- e. We use our _____ to write and work.




Label the parts of body.





Look at the pictures and discuss.



Listen and write.

- Eat healthy
- Have plenty of
- Play and do exercises.
- Comb your
- Wash your

How do you take care of your body? Tell your friends.



Match.



trim



comb



brush



wash



Ask and answer.



Hi! I'm combing my hair. What are you doing?

I'm washing my hands.



Hi! I'm washing my hands. What are you doing?

I'm brushing my teeth.



Learn these words.



cleanliness



rest



exercise



balanced diet



take a bath



vegetables



Read and answer.

We need to take care of our body to keep ourselves healthy. Cleanliness, rest, exercise and a balanced diet are very important for this.

Our body needs rest. We need plenty of sleep for rest. We need to go to bed early in the evening. We should get up early in the morning.

Similarly, we need to keep our body clean. We should take bath regularly. We should brush our teeth twice a day. We should comb our hair. We should trim our nails every week. We should wash our hands with soap and water before and after meals.

Games and exercises are also necessary for our body. They keep us fit and healthy. They also make us active.

We need to eat different types of food. We should eat vegetables, fruits, milk, meat, eggs, rice, etc. We should drink enough water.

Write short answers.

a. Write one thing to keep your body clean.

b. When should we go to bed?

c. What makes us active?

d. What should we eat?

e. What type of food do you eat at home?



How do you take care of your body? Write five sentences.

a.

b.

c.

d.

e.



Draw the pictures of food items that you eat.

What they eat

A large empty rectangular box with a black border, intended for drawing pictures of food items.

What they need to eat more of

A large empty rectangular box with a black border, intended for drawing pictures of food items that need to be eaten more.



Assessment 1

1. Listen to your teacher and tick.

a. house

b. head

mouse

bed

c. cat

d. dog

bat

log

2. Listen to your teacher and say the rhyming words for these.

kind

old

farm

son

food

3. Listen to your teacher and answer.

a. How old is Birendra?

b. Where does he live?

c. What is his father's name?

4. Talk about your family in pairs. Say at least five sentences.

5. Read and answer.

Hi friends! I am Preeti Rajbanshi from Jhapa. I am seven years old. My mother's name is Uma. She runs a shop. She is thirty five. She has got a long dark hair.

My father is Amar. He works in a farm. He is thirty seven.

He is tall and fat.

I have a brother. His name is Ravi. He is five. He is small. He has a pet. It is a cat. Its name is Shuri. It is very cute.

a. Where is Preeti from?

b. What does Preeti's mother do?

c. How many brother does Uma have?

6. Answer the following questions.

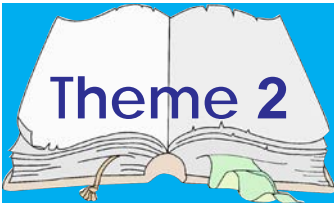
a. What is your name?

b. How old are you?

c. Who are there in your family?

d. What is your father's name?

e. What is your mother's name?



Theme 2

My Daily Life






Look at the pictures, discuss and read.

Bunny before going to School




This is Bunny, a little rabbit.
He gets up at seven o'clock.




Bunny eats breakfast at
half past seven.



He reads books for an
hour.



He eats his morning meal
at 8:30.



He dresses up for school.



He goes to school at 9:30.

What do you do in the morning? Tell your friends.



Talk about the picture.



clock

painting

calendar

television

lamp

telephone

sofa

cupboard

curtain

book rack

mat



Ask and answer.

What time is it now?




It is nine o'clock.





Listen and say.



Listen and act.

Chunu : Hi Munu! What day is today?

Munu : Today is Tuesday. What day was yesterday?

Chunu : Yesterday was Monday.

What day is tomorrow?

Munu : Tomorrow is Wednesday.





Read and answer.

Bindu is in the kitchen. She loves working in the kitchen. Every morning, she helps her parents in the kitchen. She helps her mother clean the plates. She helps her father in peeling potatoes. Sometimes, she sets the dining table. She knows how to keep the kitchen neat and tidy.



Write short answers.

a. What does Bindu love doing?

b. How does Bindu help her father?


c. Can you do all the jobs that Bindu does?




What would you like to do in the kitchen? Write.



Look at the pictures, discuss and read.



Bunny is in the classroom.



He sings and dances.



He reads and writes.



He plays games with his friends.



He plays ball with Tommy.



He goes home at four o'clock.

What do you do at your school? Tell your friends.



Talk about the pictures.



Complete your time table and talk to your friends.




6 o'clock	Example: get up
6:30	
7 o'clock	
10 o'clock	
1 o'clock	
4 o'clock	
8 o'clock	
9 o'clock	



Look at the school menu; ask and answer for each day.

Q: What do they eat on Sunday?

A: They eat milk, rice and curry.

Days	Lunch Items	
Sunday	milk, rice and curry	
Monday	popcorn	
Tuesday	fruits, dal and roti	
Wednesday	fried rice and juice	
Thursday	milk, beaten rice and banana	
Friday	rice pudding	

What is your favourite food? Tell your friends. Why?



Read and answer.

This is Prem's school. It has a building with many rooms. It has a big ground at the front. The ground has different playthings. Prem plays on the slides, swings and does other games in break hour. It also has a beautiful garden with colourful butterflies. He loves playing with butterflies. He loves going to school.



Write short answers.

a. What is there in front of school building?

b. Where is the swing?

c. Is Prem happy with his school?



What is your favourite thing to do at school? Write.




Look at the pictures and read what Bunny does after school.




Bunny goes to play with his friends.



He does his homework in the evening.



He eats dinner with his family.



He watches TV for an hour.



He listens to the bedtime stories.



He goes to bed at nine o'clock.

What is your favourite thing to do in the evening? Tell your friends.



Talk about the picture.



Now, find these and point to the picture.

pond	fence	fish	swing	slide
nest	flowers	bench	trees	lotus




What do you have in your school garden? Listen to your teacher and write.



Read the sentences aloud.

The first day
is Sunday.



The second day
is Monday.



The third day is
Tuesday.



The fourth day is
Wednesday.



What are the
days of a week?




The fifth day
is Thursday.



The sixth day
is Friday.



The seventh day
is Saturday.





Read and answer.

Munu has a beautiful garden. Every morning, Munu goes there. She picks up weeds and waters the plants. She knows how to take care of plants in the garden. Munu loves gardening. On Saturdays, she spends much time in the garden. She plays with her pet dog in the garden. She also reads books sitting in the garden. She likes her garden very much.



Write short answers.

a. Where does Munu go every morning?

b. How does she take care of the plants?


c. Do you also love gardens? Why?



Draw your garden and write about your favourite part.



Look at the pictures, discuss and read.




Bunny does not go to school on Saturday.




He helps his father in the garden.



He helps his mother in the field.



He takes a bath and washes his clothes.




He spends time with his family.

Describe your favourite thing you do on Saturdays.



Talk about the pictures.



Make sentences using the words below.

guest

Three horizontal lines for writing a sentence.

garden

clean

cycling

story



Read and answer.




It is a sunny Saturday. Ritu, Munal and Amrita feel hot. In the afternoon, they go to a nearby river. The river water is calm and clean. They swim in the river for an hour. They eat snacks when they are hungry. They play on the river bank. They love making different images in the sand.



Look at the pictures and read what Bunny did at the zoo.



Bunny went to the zoo yesterday.



He rode an elephant.



He enjoyed boating in the pond.



He played with monkeys.



He also spent time with his friends.

Have you ever been to a zoo? What did you do there? Tell your friends.




Listen to your teacher and write.



Animals

Blank handwriting lines for writing the word 'Animals'.


Blank handwriting lines for writing the names of the animals shown in the top row.



Birds

Blank handwriting lines for writing the word 'Birds'.

Blank handwriting lines for writing the names of the animals shown in the middle row.





Listen and act.



Ali : Hello! Preeti.

Preeti : Hello! Ali.

Ali : Which school day do you like the most?

Preeti : I like Tuesday the most. Tuesday is our library day. Which day do you like the most?

Ali : I like Friday the most. We have outdoor activities on Fridays.



Listen and repeat.

get	set	night	right
take	lake	sit	bit
fair	pair	pet	net
pray	bray	read	lead



Listen to your teacher and write 1 to 5 in the box.



Bunny went to the fair yesterday.



He bought colorful balloons.



He bought toys.



He ate an ice-cream.



He enjoyed playing on the Wooden Ferris Wheel.

Have you ever been to a fair? What did you do there? Tell your friends.



What did they do at the fair. Talk to your friends.



Listen to your teacher and write.

At a fair, you see...

a. _____

c. _____

e. _____

g. _____

b. _____

d. _____

f. _____

h. _____



Listen and act.



Teacher : Pratik, when does our unit test start?

Pratik : It starts from Sunday.

Teacher : Great! When does the test end up, Richa?

Richa : It ends up on Friday.

Teacher : Good! When do we have the test of Nepali Subject, Munal?

Munal : It's on Tuesday.

Teacher : Good! Now, let's practise for the test.



Assessment 2

1. Listen to your teacher and cross out the words.

get up	take	read	eat	dress
sing	dance	help	watch	play
listen	spend	write	enjoy	buy
zoo	swim	garden	brush	bath

2. Listen to your teacher. Tick (✓) the pairs which have the same initial sound.

- a. father mother b. Sunday Saturday
c. big break d. neat meat

3. Listen to your teacher and complete the sentence.

- a. Bindu working in the kitchen.
b. She helps her in cleaning plates.
c. She sets table.

4. Work in pairs. Take turns to talk about your daily habits/ routines.

5. What did you do yesterday? Say in three sentences.

6. Read these words.

shoes boat colourful lunch
popcorn garden beautiful flowers

7. Your teacher reads some words and sentences. Listen to him/her and write.

8. Put 'and' or 'but' in the following sentences.

- a. She went to the zoo rode an elephant.
- b. He gets up at six o'clock brushes his teeth.
- c. He gets up early his sister gets up late.

9. Write eight things that you do everyday.

- a.

- b.

- c.

- d.

- e.

- f.

- g.

- h.

Theme 3

My School





Look at the pictures and read.



The students are sitting.



They are having their snacks.



They are walking on the ground.



They are sitting on the ground.



They are skipping.



They are talking.

What do you do in your snacks break? Talk to your friends.



Read and answer.

Lunch Box Surprise

Will : What is in your lunch box today?

Kate : I have a sandwich and carrot sticks. What is in your lunch box?

Will : Tomato soup and a banana. And something else, too.

Kate : What is it?

Will : I will give you a clue. What is black and white and smells like flowers?



Kate : I don't know.

Will : A skunk wearing perfume.

Kate : You have a skunk in your lunch box?

Will : No. (He shows Kate a piece of paper.) My mom has put a joke in my lunch box.

(Adapted from Sara Matson's Lunch Box Surprise)



Write short answers.

a. What is in Kate's lunch box?

b. Who has tomato soup?

c. What is the surprise?



Ask and write (what your friends have in their tiffin box).

a. Dolma has a boiled egg.

b.

c.

d.

e.



Draw your favourite snacks item. Display it in your class.



Look at the pictures, discuss and read.



Luna is a nurse.



She works at a hospital.




She takes care of patients.

What do your father and mother do? Talk to your friends.



Who are they? Listen to your teacher and write.



Now, choose the correct words and fill in the gaps.


doctor farmer teacher actor singer

- a. A _____ grows crops.
- b. A _____ sings a song.
- c. An _____ acts in films.
- d. A _____ treats patients.
- e. A _____ teaches students.



Listen and act

Barsha : What are you doing?
 Rohit : I'm reading.
 Barsha : What is Raju doing?
 Rohit : He is walking.



Now, talk in pairs with your friends.



Read and answer.

This is a school ground. There are teachers and students. The teachers are sitting on chairs. Some students are walking. Some are standing. Some are sitting. They are talking to each other.

There is a table. The dentist is sitting on the chair near the table.

He is checking the students' teeth. He is also giving them toothbrushes. He is behaving like a friend. Some students are standing in a line. They are waiting for their turn. They are enjoying it.




Fill in the gaps.

- The teachers are sitting on the _____.
- The students are _____ each other.
- The dentist is giving them _____.
- The dentist is behaving like a _____ to the students.
- The students are waiting for their _____.



What are the students doing? Write a few sentences.



a.

b.

c.

d.

e.

f.

g.



Look at the pictures, read and discuss.



Vijaya is a grade two student.
He reaches home at 4 o'clock.



He changes his clothes.



He does his homework.



He goes outside to play.



He watches cartoons.

What do you do at home after school? Talk to your friends.



Listen and act.

Teacher : Do you play cricket?

Ali : Yes, I do.

Teacher : Do you sing a song?

Shovana : No, I don't.

Teacher : Do you like to dance?

Malika : Yes, I do.

Teacher : Do you speak Maithili?

Salman : Yes, I do.



Read the sentences.

- Raju likes to **watch** cartoons.
- The students **change** clothes after school.
- Atul and Srijal go to school **together**.
- Nisha has a **problem**.
- The teacher **checks** the homework.
- Jeeban and Maya **go out** to play.

Now, match the word meaning.

Column A

- watch
- together
- problem
- finish

Column B

- question
- look at
- complete
- with another person



Read and answer.

Homework

Riyana and Aryan are friends. They go to school together. They come back home together. Riyana likes reading. Aryan likes maths. They have a lot of homework. "Wow!"



says Aryan. "I have five maths problems to do." "Oh no!" says Riyana. I have eight maths problems to do."

Riyana works on each problem. Aryan checks her answers. He helps her to do maths problems. "Good job!" says Aryan. Riyana helps Aryan with his reading homework. She helps him read new words. "Good job!" says Riyana.

"I have finished my homework." says Riyana. "Now, we can go outside and play," says Aryan. "Ok!" says Riyana.

True (✓) or False (×)? Put a tick (✓) or a cross (×).

a. Riyana and Aryan go home together.

b. They have equal number of maths problem.

- c. Riyana helps Aryan to do maths problems.
- d. They help each other to finish the homework.
- e. They go outside to play.




Do you do homework? Who helps you with your homework? Write.

A series of horizontal lines for writing, alternating between red and black lines.



Look at the pictures, discuss and read.



Rohan is a grade two student.



His school is very big.



The school has a computer lab.



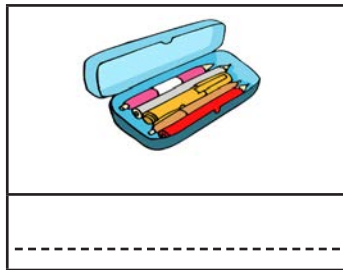



The school library has a lot of books.

Talk to your friends about your school.



What are they? Listen to your teacher and write.



Make a sentence of each word/phrase orally.



Listen and say.

Here is a table.

There is a ball under it.

There are four chairs.

There is a pen on the notebook.



The notebook is on the table.

There is a pencil box on the table.

The pencils are in the pencil box.

Now, talk to your friends about the objects in your classroom.



Read and answer.

Durbar High School



Durbar High School was the first school in Nepal. The school lies in Kathmandu. It is near Bhotahity Chok, just opposite to Rani Pokhari. Bir Hospital is to the south. Ghantaghar and Tri-Chandra College are to the east. Jamal Nachghar is to the north.

The school has a big building. The building has four storeys. It has forty five rooms. The school has a computer lab and a library. There is also a drawing room and a big hall in the school. The school now looks very beautiful.

Fill in the blanks.

- Durbar High School has four _____.
- It has _____ rooms.
- Bir Hospital is to the _____ of the school.
- _____ are to the east.



Look at the pictures and say what they are.




Now, listen to your teacher and match the rhyming words.

Group A

- hat
- bed
- car
- den
- hot
- hall

Group B

- far
- pot
- ball
- hen
- red
- rat





Listen and act.

Teacher : Where is the whiteboard?

Students : It is at the front.

Teacher : Where is the duster?

Students : It is on the table.

Teacher : Where is the book?

Students : It is in the bag.

Teacher : Where is the chair?

Students : It is on the floor.

Teacher : Where is the clock?

Students : It is on the wall.



Match and say.

spend

not able to remember

leave

passage

celebrate

pass time

hallway

go away

forget

have a party

Now, choose the correct words and fill in the gaps.

spends leaves celebrates hallway forgets

a. Binita _____ five hours in school.

b. She walks to the _____ during the break.


c. She _____ her birthday with her friends.



Read and answer.

Unit Test

Jamuna spent time watching the clock. She didn't even hear what the teacher was saying. She was in the classroom, but her mind was somewhere else.



It was Friday. She was going to celebrate her cousin's birthday that night.



Finally, the bell rang. She jumped up and ran to the hallway. "Jamuna," she heard her teacher call. "Don't forget about.....," but she didn't care. She went out.

On Sunday, she was back to school. "Oh, no, we have a unit test." she just knew. The teacher gave the test. She could answer only a few questions.

Write short answers.

a. Was Jamuna interested in the lesson?

b. When was her cousin's birthday?

c. What did she do after the bell rang?

d. How was Jamuna's unit test?



Read the schedule and complete.

Saraswati Basic School Unit Test Schedule

Day	Subject
Sunday	My English
Monday	My Nepali
Tuesday	My Maths
Wednesday	Our Surroundings

There was a unit test last week. _____ was on Sunday.

My Nepali was on _____. It was _____ on the

third day. _____ was the last subject on Wednesday.



Listen and sing.

June comes and back to school,
 Go all the boys and girls,
 With paper, pencils, pretty books,
 Singing like many birds.
 It's fun to read,
 It's fun to write,
 It's fun to count,
 It's fun to draw and spell.
 We learn to sing,
 We learn to act,
 We learn to dance,
 And play and pray as well.



What do you do at school? Tell your friends.



Look at the pictures and read.



Roma is a well dressed girl.




Amar counts pencils.



People pray to God.



Assembly starts at 10:00 am.



It is a break time.



The students eat tiffin.

Now, match the words with their meanings.

Column A

assembly

break

pray

snacks


Column B

speak to God

a small meal

first activity at school

a pause in work or activity



Listen and act.



Shut your eyes.



Open your book.



Put your hands up.



Hold your pencil.



Read and answer.

Shree Saraswati Basic School

Class: Two

Timetable

Period Day	Assembly 10:00-10:15	First 10:15- 11:15	Second 11:15 –12:15	Third 12:30 – 1:30	Fourth 2:00 – 3:00	Fifth 3:00 – 4:00
Sun		Nepali	English	Maths	Our Surrounding	Local Subject
Mon		Nepali	English	Our Surrounding	Our Surrounding	Local Subject
Tue		Nepali	Maths	Local Subject	Our Surrounding	Our Surrounding
Wed		Nepali	English	Maths	Our Surrounding	Our Surrounding
Thu		Nepali	Our Surrounding	Local Subject	Maths	Our Surrounding
Fri		English	Maths	Local Subject	Co-curricular Activity	Co-curricular Activity
Short Break – 15 minutes			Snack Break – 30 minutes			

Write short answers.

a. When does the assembly start?

b. What subject is in the second period on Monday?

c. How long is the snack break?

d. What subject is taught in the last period on Wednesday?

e. What time does the school end?



Answer the questions to write a short paragraph.

a. When does your school start?

b. Which subjects do you study everyday?

c. Which subject do you like the most?

d. What do you do during the break?

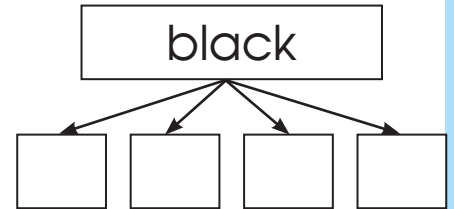
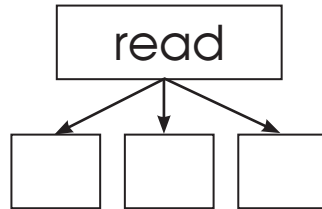
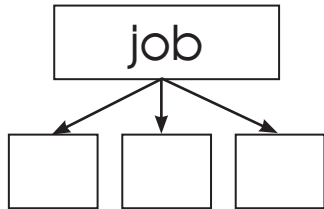
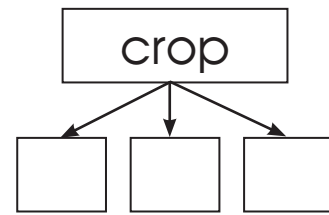
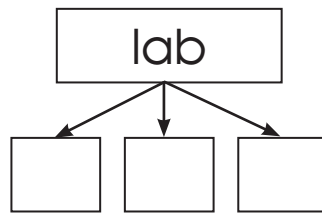
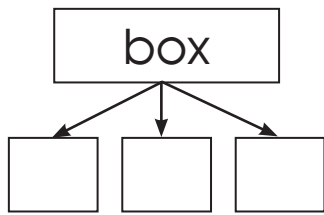
e. What time does your school end?

My school starts at _____



Assessment 3

1. Listen to the teacher and break the words into sounds.



2. Listen to your teacher and match.

a. Rani Pokhari

i. north

b. Bir Hospital

ii. opposite

c. Tri-Chandra College

iii. south

d. Jamal Naach Ghar

iv. east

3. What is happening in the classroom? Say at least three sentences.

4. Listen to your teacher and repeat.

June comes and back to school,

Go all the boys and girls,

With paper, pencils, pretty books,

Singing like many birds.

It's fun to read,

It's fun to write,

It's fun to count,

It's fun to draw and spell.

We learn to sing,
We learn to act,
We learn to dance,
And play and pray as well.

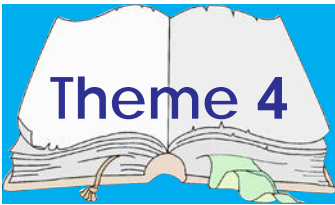
5. Read and complete.

Sony's class had a class festival today. It was a lot of fun. She won two prizes. She won a blue balloon and a toy car. She had a great time with her friends. First, she played a few games. Then she ate popcorn. Sony went home. She told her parents about her fun day.


- a. She won a blue balloon and a
- b. She enjoyed the time with her
- c. She ate
- d. She told her about her class festival.

6. Describe the picture in five sentences.





Our Environment





Look at the pictures and read.

This is my house. It's beautiful.



Inside the house, there are:



living room



bedroom



kitchen



dining room



bathroom

They all are clean and tidy.

Now, talk to your friends about different rooms of your house.



Listen to the teacher and complete the sentences.

a. We keep the TV in the _____.



b. We sleep at night in the _____.



c. We cook food in the _____.



d. We eat food in the _____.



e. We take a bath in the _____.



Look at the pictures and say what they are doing.



Reena/clean the room.



Subash/wash his hands.



The man/cook rice.



Nitu and Binaya/dance.



Ask and answer.

a. Sita



(write) A: What is Sita doing?

B: Sita is writing.

b. Rupsa and Anil



(draw)

c. Ramesh



(cycle)

d. My brother



(sit on a chair)

Look outside the classroom and talk about what is happening around.



Read and answer.

What do you see in the picture?

I live in a house in a village. It is big and old. The house is made of wood.

There is a living room, a kitchen, a dining room and a bathroom downstairs. There are four bedrooms upstairs.

My room is small. In my room, there is a bed in a corner near



the window. There are two pillows and a blanket. There is a clock on the wall. There is a book rack. There are many books in the rack. There is a chair and a table. I study there. There are three windows. There is a cupboard. I put my clothes there. It is a quiet place. I like to live in my room.



Tick (✓) the correct answers.

a. Where is the house?

- i. in the village ii. in the town iii. in the city

b. How many bedrooms are there in the house?

- i. two ii. three iii. four

c. The books are

- i. on the table ii. in the rack iii. on the chair

d. There are three

- i. chairs ii. windows iii. cupboards

e. Which object is not in the room?

- i. table ii. desk iii. bed



What are they doing? Look at the picture and write.



This is Ruby's family. They are now in the sitting room.

1 Ruby _____

2 Ruby's mother _____

3 Ruby's father _____

4 Ruby's sister, Anusha _____

5 Ruby's brother, Anish _____

6 Ruby's uncle _____



Make a poster!

Collect the pictures of different houses. Prepare a poster by sticking them on a chart paper. Hang it in the classroom.



Listen to your teacher and point to the correct picture.

rose



marigold



sunflower



lotus



rhododendron



Can you name all the flowers in the picture below?




What is your favourite flower and why? Talk to your friends.



Say.



rose



roses



fan



fans



radio



radios

What do you say if there are more than one of:

- | | | |
|-----------|-----------|----------|
| a. tree | b. basket | c. bird |
| d. flower | e. book | f. house |

Now, fill in the blanks with the correct forms.

- a. Ramesh has five _____ in his pocket. (coin/coins)
- b. Rojina has one _____. (apple/apples)
- c. I have ten _____ in my basket. (flowers/flower)
- d. Dipti has many _____ in her box. (toy/toys)
- e. We have four _____. (book/books)



Read and answer.

- Where are they?
- What are they talking about?

Ruby's garden

Ruby's teacher, Mr. Thapa, is in her garden. "Come and see my flowers," says Ruby. There are many flowers, fruits and vegetables. Small birds and bees fly around.



"What a beautiful garden!" Mr. Thapa says.

Ruby smiles and say, "Here are some small fruit trees to plant. I will plant them in my garden," says Ruby.

Ruby gives some flowers to her teacher.

"Thank you, Ruby," says Mr. Thapa.

Ruby's father helps her plant the trees. They dig the land. They make holes and plant the seeds. Ruby waters the seeds.

Write short answers.

- Who is Mr. Thapa?



Listen and sing.

I am the river flowing

I am the river flowing
 I am the desert dry
 I am the four winds blowing
 I am the sunset sky.



I am the forest breathing
 I am the ocean wide
 I am the storm cloud gathering
 I am the mountain high.



I am the earth
 I am the earth
 I am the earth
 I am the earth.



Glyn Lehmann

Say these words.

flowing	dry	breathing	wide
blowing	sky	gathering	high



What are they? Listen to your teacher and write.















Talk about the picture.

Observe the picture below and describe what you see. You can start with: 'I can see...' or 'There is/are....'



river	forest	mountain	houses	temple	park
-------	--------	----------	--------	--------	------

This is my village. There is a river in my village.



Read and answer.

Kathmandu
25 August, 2019

Dear Sanu,

Thank you very much for your letter. I am very happy to write about my village in this letter. The name of my village is Nepaltar. It is in Udayapurgadi Rural Municipality. There is a small market in Nepaltar. There are some shops and hotels.

There is a bus park. We can take a bus to go to other places. There are two rivers. We can see mountains from my village. It is a beautiful place. I love my village very much. Please write to me about your village next time.

Bye
Roshan

Fill in the blanks.

- The letter was written on _____.
- Roshan writes this letter to _____.
- Roshan is in _____ now.
- Roshan loves his _____ much.
- Sanu's next letter will be about her _____.



Complete this letter to your friend.

Dear _____,

_____/_____/_____

I am very happy to write my first letter to you.

My name is _____

Introduce
yourself

The name of my village is _____

Describe
your village

Please write to me soon about your school.

Yours



Look at the pictures, read and discuss.



sun
It's sunny.



cloud
It's cloudy.



rain
It's rainy.



snow
It's snowy.



wind
It's windy.









fog
It's foggy.

- a. Which weather do you like? Why?
- b. Look outside the classroom and talk about the weather.



Discuss and write.

Weather Report (Phagun 15)		
Kathmandu		It is rainy in Kathmandu.
Lukla		_____
Chitwan		_____
Biratnagar		_____
Pokhara		_____
Jomsom		_____



Read and answer.

Roshika and Reetu are friends. They are in Reetu's house today. It is very cold outside. They are watching television and talking. "I don't like winter," says Roshika. "It is very cold!" Reetu says, "I like summer because it is sunny and hot. I can play outside with my friend."

The weather changes all year around. Sometimes it is hot and sometimes it is cold. Both do not like rainy days.

They can not go outside on rainy days. They like warm days. The weather is very nice and pleasant. They like to play games on a clear day. It is beautiful.



True (✓) or False (×)? Put a tick (✓) or a cross (×).

- a. Roshika and Reetu are in the house because of cold weather.
- b. Reetu likes winter.
- c. Both of them love rainy days.
- d. Warm days are good to play games outside.



Rewrite the following sentences. Use the words below.

cloudy rainy windy snowy chilly

The sun is shining.

It's sunny.

It is raining.

There is cloud in the sky.

The snow is falling.

The wind is blowing.



Listen and sing.

After a bath

After my bath
I try, try, try
to wipe myself
till I'm dry, dry, dry.

Hands to wipe
and fingers and toes
and two wet legs
and a shiny nose.

Just think how much
less time I'd take
if I were a dog
and could shake, shake, shake.



Aileen Fisher

Now, talk to your friends.

- Do you like to bathe? Why?
- Where do you bathe?
- Can you bathe yourself?




Listen to your teacher and write correct words.

wash brush sweep bathe clean dry towel















Ask and answer.

Do you wash your clothes?



Yes, I do.



Do you sweep your house?



No, I don't.



Now, talk to your friends. Use these words.

wash/face

cut/nails

brush/teeth

clean/room

throw/paper

polish/shoes



Read and answer.

Clean School

The name of our school is Shree Janata Basic School. It is small but very beautiful. It has got a playground and a garden with



flowers and trees. They are always tidy and clean.

All the students are responsible for cleaning one part of the school. Child club decides this. They put garbage in a big dustbin. The students do this before the class starts. They also tell other students to put their waste paper in the dustbin. In the beginning, some students were not very

helpful. But now, they are very helpful. No students throw paper on the floor. They also do not write on walls and desks. All the classrooms are now neat and clean.

Tick (✓) the right boxes.

What do the students do?

collect the garbage.

write on walls.

give advice to other pupils.

put the waste in the dustbin.

write on the desk.

Write short answers.

a. Why is the school clean and tidy?

b. When do the students clean the school?

c. Were all the students helpful in the beginning?

d. How do you keep your school clean?



Look at the bubbles and complete your paragraph.



I keep my body and house clean. To keep my body clean, I _____

I keep my house clean. I _____



Ask and answer.

How many birds are there?



There are fifteen birds.



How many balls are there?



There are ten balls.



How many bicycles are there?



There are four bicycles.



How many padlocks are there?



There are twelve padlocks.



Go outside the classroom. Talk to your friends about the objects you see. Use 'how many...?'



Read the numbers.

20 twenty	21 twenty one	22 twenty two	23 twenty three
24 twenty four	25 twenty five	26 twenty six	27 twenty seven
28 twenty eight	29 twenty nine	30 thirty	40 forty

Now, learn to say the numbers from 30 to 50.



Listen to your teacher and write the number names.

46
34
49
40
44
33
38



Read and answer.

Where are they going?

Raju : Hello, Nima. How are you?

Nima : Hi, Raju. I'm fine. Thank you.

Raju : Your bag is so big. How many books do you have?

Nima : I have ten books. I also carry my brother's books.

Raju : How many brothers do you have?

Nima : I have one brother. He studies in nursery.

Raju : How many sisters do you have?

Nima : I have two sisters. How many sisters do you have?

Raju : I have only one sister.



Write short answers.

a. Why is Nima's bag so big?

b. How many brothers does Nima have?

c. Who has two sisters?

d. Are Raju and Nima brother and sister?



Assessment 4

1. Listen to your teacher and point to the correct words.

village

marigold

mountain

snowy

summer

forty

clean

dustbin

pleasant

2. Listen to your teacher and answer the questions.

a. Where are Roshika and Reetu?

b. What are they watching?

c. What season does Reetu like?

3. Go out of the class. Ask and answer questions about different things and their location. Work in pairs.
4. Listen to your teacher and sing the song.

After my bath

I try, try, try

to wipe myself

till I'm dry, dry, dry.

Hands to wipe

and fingers and toes

and two wet legs

and a shiny nose.
Just think how much
less time I'd take
if I were a dog
and could shake, shake, shake.

5. Read the text and answer the questions.

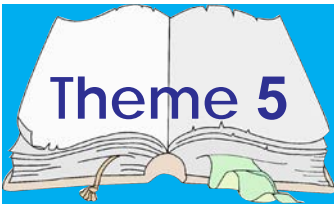
Ruby's teacher, Mr. Thapa, is in her garden. "Come and see my flowers," says Ruby. There are many flowers, fruits and vegetables. Small birds and bees fly around. "What a beautiful garden!" Mr. Thapa says.

a. What are there in the garden?

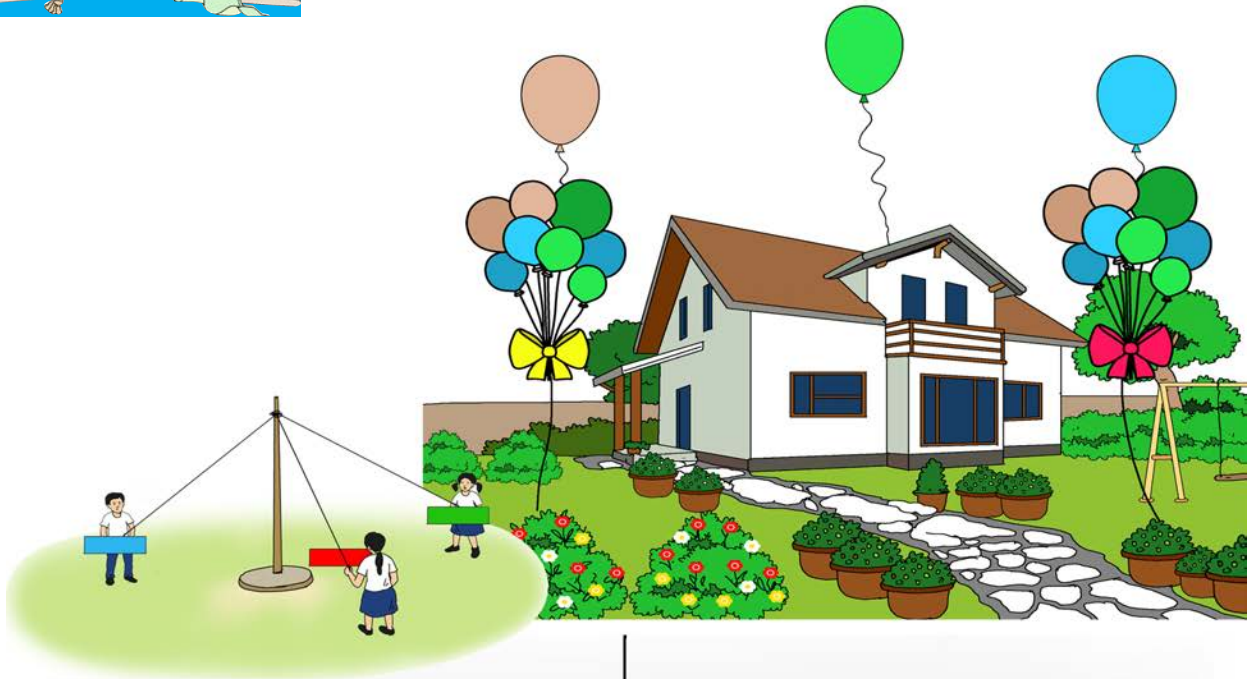
b. Who says 'What a beautiful garden!'?

6. Write a description of the picture.






My Belongings








What are these? Talk to your friends.




Now, listen to your teacher and write the words.

a. I have a _____  .

b. I have two _____  .

c. Rita has a _____  .

d. We have _____  in the _____  .

e. I have a _____  .



Ask and answer.

Do you have
a pen?



Yes, I do. I have
two pens.



Do you have
a watch?



No, I don't. I don't
have any watch.



Now, have a similar conversation.



umbrella



hat



ball



camera



handkerchief



watch



pen



bag



ruler



toy

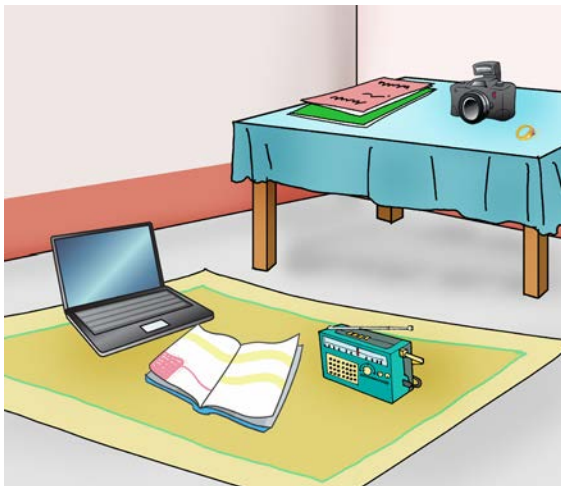



video game



Read and answer.

Ajaya and Bishnu are friends. They live in the same village. They study in the same school. Now, they are talking about the things they have. Ajaya says, "I have many things. I have a video game. I have five pencils, four sharpeners and six exercise books. I carry them in my bag. I have a new watch. I wear sun glasses when I go outside. I have a bicycle."



"What other things do you have with you, Bishnu?" Ajaya asks. Bishnu says, "I have a camera. I take photos. I have a storybook. I have a laptop. I can type on it. I also play games on my laptop. I have a ring. I have a radio. I listen to songs."

Both Ajaya and Bishnu are happy with the things they have.

Write 'True' or 'False'.

- Ajaya and Bishnu live in a town.
- They go to the same school.
- Ajaya has a video game.

d. Bishnu can type on computer.

e. Ajaya plays games on his laptop.



Ask two of your friends. List down five things they have.

Name: _____

a. _____

b. _____

c. _____

d. _____

e. _____

Name: _____

a. _____

b. _____

c. _____

d. _____

e. _____

Now, write about what you have.

I am _____, I have many things with me.

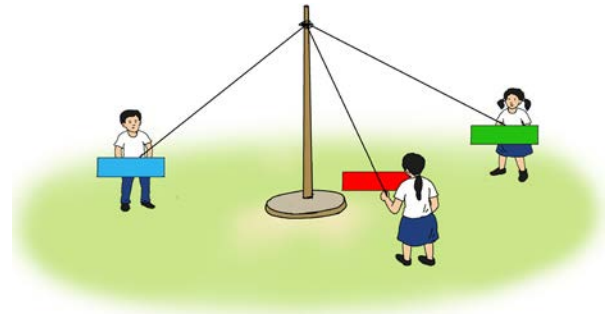
I have _____



Listen and sing.





Maypole

Blue, red and green.
 Pretty ribbons can be seen.
 The ribbons hang from the top.
 We hold them and hop.
 Hop, hop, hop,
 Hop, hop, hop,
 Hop around the Maypole, hop.



Now, listen to your teacher and write words under the correct pictures.

green red yellow blue pink white orange





Ask and answer.

What colour is...?



The umbrella is red.



The mobile is black.



The dress is green.



The doll is pink.



Now, talk about the following objects and their colour.

jug



laptop



key ring



ink



doll



eraser



ribbon



Read and answer.

What are the people in the picture doing?

It's March 24th. Laxmi's family members are very busy today. There are many children in the living room. They are Laxmi's friends and cousins. Everyone is happy. They have put blue, green and brown balloons in the





house. There are ribbons of many colours in the room and outside the house. There are many white, yellow and red flowers, too.

It's five o'clock now. Everyone is around the dining table. There is a big cake in the middle with six pink candles. Laxmi's father stops the music and lights the candles. Everyone sings, "Happy birthday to you, Laxmi". Then, she blows out the candles. Laxmi's mother and her friends take some photos. Laxmi is very happy because she's got many presents.

Write short answers.

a. When is Laxmi's birthday?

b. How old is Laxmi?

c. What time did they celebrate the birthday?

d. What song did they sing?

e. Write the colours of the following objects.

Objects	Colours
candles	



Listen and point to the correct pictures.



socks



shoes



shirt



trousers



sandals



cap



scarf



topi



coat



skirt



T-shirt



pants



gloves



tie




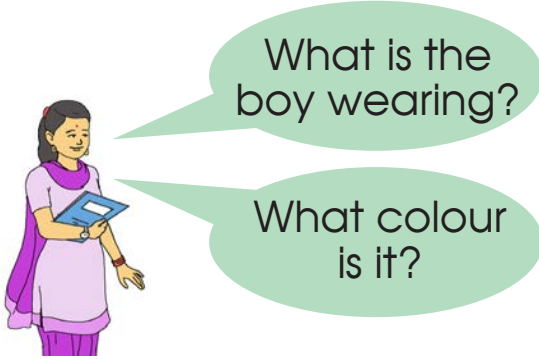
boots



belt



Ask and answer.



Make similar conversations with your friends.



Ahmad/hat/black



Sarita/skirt/red



Raju/shirt/white



Dolma/jacket/blue



Deepak/coat/pink



Nita/gloves/black

Now, talk to a friend about what your friends and teachers are wearing?



Read and answer.

Ruby : Hello?

Shyam : Hi, Ruby! Are you busy? What are you doing now?

Ruby : Hi ! yes, I am going to Nita's birthday party. Are you also coming?

Shyam : Yes. I am also coming. What are you wearing for the party by the way?

Ruby : I am wearing the party frock.


Shyam : What's the colour, Ruby?

Ruby : It's blue. I like it. What do you wear for the party?

Shyam : I am wearing a T-shirt and jeans.

Ruby : Ok, Shyam. See you at the party.

Shyam : See you. Bye!



Write short answers.

a. Where are Ruby and Shyam going?


b. What is Ruby wearing for the party?

c. What colour does Ruby like?

d. Who is wearing jeans?



What are Anil's family members wearing? Write a few sentences.



This is Anil's family. Anil is wearing a T-shirt. It is yellow.



Assessment 5

1. Listen to your teacher and point to the words.

storybook

handkerchief

camera

balloons

scarf

yellow

2. Listen to your teacher and complete the sentences.

a. Everyone is standing the dining table.

b. There are candles in the middle of the cake.

c. It was Laxmi's

3. Listen to your teacher and follow his/her instructions.

4. Work in pairs. Take turns to ask and answer questions about what you have. Ask and answer at least five questions.

5. Listen to your teacher and sing the song.

Blue, red and green.

Pretty ribbons can be seen.

The ribbons hang from the top.

We hold them and hop.

Hop, hop, hop,

Hop, hop, hop,

Hop around the Maypole, hop.

6. Read the text aloud.

Ajaya and Bishnu are friends. They live in the same village. They study in the same school. Now, they are talking about the things they have. Ajaya says, "I have many things. I

have a video game. I have five pencils, four sharpeners and six exercise books. I carry them in my bag. I have a new watch. I wear sun glasses when I go outside. I have a bicycle."

"What other things do you have with you, Bishnu?" Ajaya asks. Bishnu says, "I have a camera. I take photos. I have a storybook. I have a laptop. I can type on it. I also play games on my laptop. I have a ring. I have a radio. I listen to songs."

Both Ajaya and Bishnu are happy with the things they have.

Now, match the words with their meanings.


- | | |
|------------|--|
| a. village | i. a small computer |
| b. carry | ii. small town |
| c. wear | iii. not sad |
| d. laptop | iv. take something from one place to another |
| e. happy | iii. put on |

7. Write as many words as possible. Using the letters from the word: **belonging**

eg. **going**

Theme 6

Our Culture





Look at the pictures, read and discuss.



Kamal and Ratna fly kites at Dashain.



They also play swings.



They go for shopping.



They receive Tika and Jamara from elders.

What other festivals do you celebrate? Talk to your friends.




Look at the pictures and say who they are.

priest

pundit

nun

monk



Listen and act.

Hi! What's your favourite festival?

And what do you do at Lhosar?

Hello Sunita! I like Lhosar the most.

We sing and dance.





Read and answer.



Mr. Lama is alone at home. It is Lhosar. His children are away. He is very sad. He does not have anything to cook. But he wants to cook a special meal for Lhosar.

Mr. Lama sits on a mat. He closes his eyes. He falls asleep. He dreams of his children. His children are around him. They are cooking delicious food. They are also singing and dancing. He is very happy.

After sometime, Mr. Lama opens his eyes. But there are no children. He becomes sad again.



Look at the pictures, discuss and read.



It is the Children's Day today.



Children do different things.



They also play different games.



They enjoy the day a lot.

What do you do on the Children's Day? Tell your friends.



Say what the children are doing.

dancing

performing a drama

writing

painting



They are performing a drama.









Ask and answer.

What did you do on the children's day?



I sang and danced.



I ate chocolates.



I played games. I won many prizes.





Read and answer.

It was Children's Day yesterday. It was already nine and Deepu was ready for school.

He was very happy to go to school. He was taking part in different events.

The school assembly began at ten. The headteacher wished 'Happy Children's Day' to all the children. Different events took place after the assembly.

Deepu sang a song. Everyone praised him. He also performed a dance with his friends. His group won the dance competition.

Deepu also played different games. He got a lot of prizes. The teachers distributed chocolates to the children. Deepu enjoyed the chocolates and went back home.



Write short answers.

a. At what time was Deepu ready for school?

At 9 o'clock.

b. Why did the head teacher say 'Happy Children's Day'?



Talk about the calendar.

Baishakh						
SUN	MON	TUE	WED	THU	FRI	SAT
1	2	3	4	5	6	7
8	9	10	11	12	13	14
15	16	17	18	19	20	21
22	23	24	25	26	27	28
29	30	31				



Listen and sing.



January

January, February
March and April
May, June
July and August



February

September, October
November and December
There are twelve months
In a year.



Discuss and write the months in the correct order.



1. _____
2. _____
3. _____
4. _____
5. _____
6. _____

7. _____

8. _____

9. _____

10. _____

11. _____

12. _____



Learn the Nepali months.

Baishakh

Jeth

Asar

Saun

Bhadau

Asoj

Kattik

Mangsir

Push


Magh

Phagun

Chait



Ask and answer (When is your birthday?).



Rearrange the letters to make months of the year.

a. Fburarey

b. Jnaruary

c. Noebemvr

d. Dcebemer



Read and answer.

New year begins on January 1st. We say goodbye to the old year. We happily welcome the new year.

We do different things to celebrate the new year. The



shops and streets are decorated. We exchange greetings with each other. We say, "Happy New Year." We also give gifts to our friends and relatives.

People gather in the streets. They sing and dance. They make a loud noise when the clock strikes twelve at midnight. We can also see fireworks in the sky.

People enjoy delicious meals. People have parties. Some people go to the cinema. Some of them go to visit different places.

Write short answers.

a. When does new year begin?

On January 1st.

b. What do we exchange?

c. Where do people gather?

d. When do people make noise?

e. What does the word 'gifts' mean?

f. Write one thing that you do on the new year day.



Assessment 6

1. Listen to your teacher and write the sentences.

a.

b.

c.

2. Listen to your teacher and put the following sentences in the correct order. Write 1 to 5 in the boxes.

a. He wants to cook a special meal.

b. He falls asleep.

c. Mr. Lama is at home.

d. He is very happy.

e. He dreams of his children.

3. What is your favourite festival? Talk to your friends. Say at least five sentences.

4. Read the following words.

Lhosar	delicious	assembly	events
celebrate	exchange	greetings	fireworks

5. Read and answer.

I'm Tina. Today is my birthday. I am eight years old today. My family is giving me a big birthday party. All of my friends will be there. We will eat cake and ice-cream. We will sing and play games. I hope to get many presents. My grandmother is giving me a new bike. The party starts at two o'clock. I can't wait.

a. How old is Tina today?

b. Who is giving a party?

c. What will they eat?

d. What gift is the grandmother giving?

6. Write the plurals.

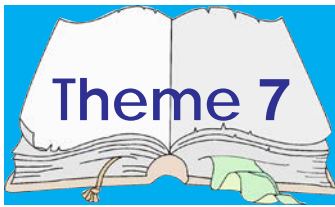
singular	plural
teacher	
game	
chocolate	
child	
boy	
car	

7. Re-arrange the following words to make sentences.

a. He/very/was/happy.

b. Deepu/a song/sang.

c. People/the streets/in/gather.



Communication Technology and Market





Look at the picture, read and discuss.



Junu and her parents have bought many things from the market. They are carrying their bags and going home.

What did they buy? Can you guess? Talk to each other.



Listen and sing.

The Grocery Shop

We are going to the grocery shop,
Grocery shop, grocery shop.

We are going to the grocery shop,
To get some food to eat.

We'll buy bread and eggs and milk,
Eggs and milk, eggs and milk.

We'll buy bread and eggs and milk
And ice-cream for us to eat.





Listen and act.

Suresh : May I help you?

Surekha: I need some pencils. How much do they cost?

Suresh : One pencil costs four rupees. How many do you want?

Surekha: I want one dozen.



Read and answer.

Hi, I am Isha. I live in Ghale Gaun. Can you guess what I am doing here? I am taking a photo of my money box. It is small. It is full of coins. This is very important for me. It has many coins inside. The coins are of different colours. Some are shiny brown and some are dull brown. I collect them from different places and people. My parents also help me to collect them.



The coins belong to different countries. Most of them belong to European countries. Many tourists come to my village. They also give me some coins. Some of the coins are of Asian countries. Some are old Nepali coins. Do you also like to collect coins?

Write short answers.

a. Where does Isha live?



Talk about the picture.



Now, talk to your friends about these questions.

- a. Do you have a telephone at home?
- b. Who do you call on the telephone?
- c. Who calls you the most?
- d. Who called you last time?
- e. What did you talk about?

These days, we use telephone to talk to others. You can call your friend on the telephone. You can also call the police on the telephone. You can talk on the telephone or on the mobile.



Listen and act.

Rama : Hello!

Ali : Hi! Can I speak to Rama, please?

Rama : Speaking.

Ali : This is Ali.

Rama : Hi Ali. What's up?

Ali : Bina is sick.

Rama : That's too bad.


Ali : How about going to see her?

Rama : That's a good idea.


Ali : What time shall we meet?

Rama : Let's meet at 1 o'clock?

Ali : Okay, see you then.



Solve the puzzle.



Across:

4.



5.



Down:

1.



2.



3.





Shopping

Gulab, Lina, Dambar and Jiba went shopping last Saturday. They went to a shopping centre in the town. They went to the town by bus. They bought many things. They liked shopping very much. While they were returning home, Mummy called on Gulab's mobile phone. She asked him, "What did you buy?"



Gulab said, "I bought two cowboy hats, a headphone and some balloons. Luna bought a cup and a teddy bear. Jiba bought a pair of shoes and a doll." They also bought some fruits and vegetables.

Write short answers.

a. Where did the children go last Saturday?

b. How did they go to the town?

c. Who called Gulab on the mobile phone?

d. What did Gulab buy?

e. Who bought a pair of shoes?



Fill in the blanks with 'and' or 'but'.

a. Dambar Luna went shopping.

b. Dambar bought a headphone Luna didn't.

c. I love to watch TV my brother listens to the radio.

d. A mobile is small a computer is big.



Do you use a mobile phone? Arrange the words to make correct sentences.

a. mobile phone/we/to/communicate/use

b. video games/play/we/mobile phone/on

c. everyday/mobile phone/use/we

d. can/you/talk/the/on/mobile phone



Look at the picture and discuss.



People watch television. On the television, they can watch cartoons. They can watch the news. They can watch games. They can also watch films. You can learn new things too.

Now, talk to your friends.

- What do you watch on television?
- Which programme do you like?
- Do you like to watch cartoon shows?
- Why do you like them?





Ask and answer.



What is this?
This is a computer.



What are these?
These are computers.





Read and answer.

This is a small town. There are different shops in the town. You can buy different things there. The shops sell foods, clothes, books and many other things.



You can buy bread and cakes from a bakery. You can buy shoes from a shoe store. Toy shops sell toys. You can buy chocolates from a grocery store. Green groceries sell vegetables and fruits. Clothing stores sell clothes.

Do you go to the market to buy things?

Complete the table.

Shops	Things you can buy
bakery	
toy shops	
shoe store	
grocery	
green grocery	
clothing store	



Draw four items you can buy at the shops above.

--	--	--	--



Look at the picture and discuss.



Now, talk to your friends.

- a. Where do you make a to-do list?
- b. Do you use paper or a mobile phone to make a to-do list?
- c. How does this list help you?
- d. Make a to-do list for tomorrow.



Find and write the words.

T	O	W	N	X	X	B	O	O	K
W	D	F	H	Y	W	A	W	D	S
P	A	N	T	S	D	G	Z	J	A
S	H	I	R	T	F	S	X	A	N
C	F	T	Y	I	G	U	C	C	A
B	O	T	T	L	E	N	B	K	L
S	H	O	E	S	H	D	V	E	S
H	G	D	S	A	J	A	N	T	G
C	A	R	D	Y	K	Y	M	D	S
Q	W	E	S	A	N	D	A	L	S





Listen and act.



- Girl : Good morning, uncle.
Shopkeeper : Good morning. How can I help you?
Girl : Can I have a packet of milk?
Shopkeeper : Here you are.
Girl : How much is it?
Shopkeeper : It's 30 rupees.
Girl : Here it is. Thank you.



Read and answer.

Rima is a grade two student. She goes to the town with her mother. She makes a list of things to buy. The list is her shopping list.





Assessment 7

1. Listen to your teacher and repeat after her/him.

2. Listen to the teacher and write 'True' or 'False'.

a. Rima goes to the town with her father.

b. She has a shopping list.

c. She buys some chocolates.

3. Say any three uses of a telephone.

4. Say these words.

a. don't

b. can't

c. what's

d. that's

e. it's

f. isn't

g. aren't

h. doesn't

5. Read the following words.

grocery coins brown European Asian

shopping headphone television shopkeeper

6. Read and write 'True' or 'False'.

My mom bought a new mobile phone for my father's birthday. He likes it. The buttons of his mobile are too small. It has a touch screen. My father uses the Internet from this mobile. It has a camera and a music player, too. My father uses it to call his friends and relatives.

a. Dad got a new phone on his birthday.

b. The mobile has big buttons.

c. Father uses the phone for the internet.

d. Father calls his friends from the mobile.

Fruits and Vegetables





Look at the picture, discuss and read.



Bunny is in the market. He is at a fruit shop. He wants to buy some fruits. He loves apples. He buys three apples. His sister loves mangoes. He also buys two mangoes. He buys some strawberries for his friends. He buys a big jackfruit for his parents. Now his basket is full of fruits. Now, he goes to a vegetable shop.

What do you buy from this type of shop? Tell your friends.



Listen and act.

Apple is my favourite fruit. It is round and red. It is delicious.



My favourite fruit is grapes. They are small and round in shape.



I like mango. It is yellow in colour. It is juicy and sweet.



My favourite fruit is orange. It is yellow in colour and round in shape.



What is your favourite fruit? Talk to your friends.



Read and answer.

Once there lived a fox in a forest. One afternoon, he was very hungry. He went here and there to find something to eat. After sometime, he saw some



grapes hanging from vines. The grapes were purple and green. They were soft and juicy. The fox was very happy to see them. "Now, I will eat them." said the fox. He ran



Look at the picture and talk.



What do you buy from this type of shop? Tell your friends.



Talk about the picture.

- What do you see?
- What vegetables are there?
- What colour are they?





Look at the picture and write their names.



Blank handwriting lines for writing the names of the vegetables shown in the first row of images.

Blank handwriting lines for writing the names of the vegetables shown in the second row of images.



Read and answer.

We grow vegetables in the field. We get vegetables from plants. We can easily grow vegetables in our garden too. Vegetables are the best food for our body. They are of different tastes. Eating vegetables



everyday is good for our health. We must eat vegetables. Otherwise, we fall sick and have to visit the doctors.

Fill in the gaps.

- a. Plants give us _____.
- b. Vegetables are grown in a _____.
- c. Tastes of vegetables are _____.
- d. Eating vegetables is good for _____.
- e. If you do not eat vegetables, you become _____.



What vegetables do you like? Write a short paragraph.

Handwriting practice lines consisting of multiple sets of three horizontal lines (top, middle, bottom) in red, black, and red colors, providing a guide for letter height and placement.

Lesson 37

Buying Fruits and Vegetables



Look at the picture, discuss and read.



Now, Bunny is back home. He keeps apples with him. He gives mangoes to his sister. He gives the rest of the fruits to his father. He gives all the vegetables to his mother. Mother thanks him for bringing all these fruits and vegetables. He is happy now.

Now, talk about this picture.





Make a list of five vegetables and use them in sentences.

a.

b.

c.

d.

e.



Ask and answer as in the example.

Vegetable price		Fruits price	
Potato	Rs. 35 per kg	Apple	Rs. 80 per kg
Brinjal	Rs. 55 per kg	Mango	Rs. 90 per kg
Cabbage	Rs. 40 per kg	Banana	Rs. 60 per dozen
Beans	Rs. 60 per kg	Orange	Rs. 70 per kg
Radish	Rs 30 per kg	Guava	Rs 50 per kg

Q: What is the price of apples?

A: They are 80 rupees per kg.



Read and answer.

Most fruits have seeds. The seeds often travel to faraway places. If seeds did not travel, too many plants would grow in one place. It would be very crowded! Some seeds travel in the wind. Some seeds travel in the water. Many seeds travel inside fruits.



The fruit is like a suitcase for the seeds. It protects them on their trip. Fruit look beautiful and taste good, so animals and people eat them, and drop the seeds in different places.



Some fruit carry one big seed inside them. The seed is called a pit. Cherry is one of these fruits. Some fruit have many small seeds inside them. An apple is one of these fruits. Some fruits have many many tiny

seeds inside them. A kiwi is one of these fruits. Many berries, such as strawberries and blackberries, carry their seeds on the outside!



I'll bet, you don't know that every time you eat a peach, a cherry, an avocado, a plum, a guava, a grape, an apple, an orange, a pea, a pear, a melon, a banana, or a blueberry, you're really eating a suitcase..... a suitcase for seeds!

Write short answers.


a. Which fruits have many smaller seeds?


b. Why are fruits called a suitcase for seeds?

c. What fruits in the story do you eat? Which do you like the best?



Name the fruit. Write some sentences about the fruit.







Assessment 8

1. Look at the picture. Listen to your teacher and point to the correct object.



2. Work in pairs. Take turns to ask and answer questions based on the picture above.
3. Listen to the song and repeat.

I will eat all my vegetables... yum, yum, yum.

I will eat all my vegetables... yum, yum, yum.

I will eat all my vegetables... yum, yum, yum.

Vegetables are good for me!

Carrots, celery, cauliflower,

Vegetables give my body power.

Spinach, beans, broccoli too,

Veggies are great for me and you.

Corn, potatoes, an artichoke.

Veggies are yummy and that's no joke.

Onions, peppers, pumpkins, peas,

May I have more veggies please!

I will eat all my vegetables... yum, yum, yum.

4. Read the letter and answer the questions.

Dear Nisha,

Hi! My name is Nita. I live in a country with my father and two sisters. We have a big garden. We grow different fruits and vegetables there. There are oranges, guavas, cauliflower, cabbage, carrots, cucumber and pumpkins. We sell them in the market. My favourite fruit is orange. Do you have a favourite fruit?

Yours

Nita

a. Who has written this letter?

b. What fruits does she have in her garden?

5. Write plural forms of these.

a. apple - apples

b. coconut -

c. orange -

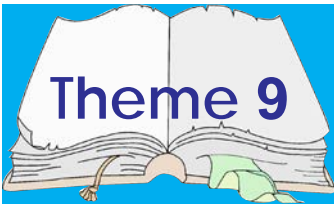
d. pumpkin -

e. jackfruit -

f. eggplant -

g. banana -

h. onion -



Hobbies and Interests





Listen and sing.

What do you like to do?

ride a bike.

watch TV.

draw a picture.

dance.


climb a tree.

speak English.

read a book.

swim.

What do you like to do?



Listen and say.

ride a bike

watch TV

draw a picture

climb a tree

speak English

read a book

swim

dance





Listen to your teacher and write the correct words.



_____ a bike.



_____ TV.



_____ a picture.





_____ a tree.



_____ English.



_____ a book.





Listen and act.

Neena : What do you like to do in your free time?

Pemba : I like to travel. Tomorrow, I'm going to Pokhara.

Neena : What will you do there?

Pemba : I will visit different places.

Now, talk to your friends.

Q : in your free time?

A : I like to

Q :

A :



Read and answer.

I like indoor activities. When I have some free time, I like reading, watching TV or listening to music. But, my favourite hobby is collecting things. I collect coins. I have 100 coins. (Dinesh, 8)



I prefer outdoor activities. In my free time, I enjoy swimming, cycling or walking. But I really love camping. I go camping with my friends once a month. I love countryside. (Rabina, 7)



Complete the table.

Name	Age	Hobbies	Favourite hobby	Type of activity
Dinesh	8	_____	Collecting things	_____
Rabina	_____	Swimming	_____	outdoor
	_____	Cycling	_____	
	_____	Walking	_____	



What do you like to do in your free time? Write.

Handwriting practice area with multiple sets of horizontal lines. Each set consists of a top red line, a middle black line, and a bottom red line, providing a guide for letter height and placement.



Make a list of what they like.

Me
My father
My mother
My sister
My best friend



Talk about the pictures and match.

have a picnic



write a postcard



take photos



pack a bag



go camping



play volleyball



Listen and repeat.

have a picnic

write a postcard

take photos

pack a bag

go camping

play volleyball



Ask and answer.

dancing

reading books

drawing

singing

What do you like doing on holidays?

I like playing.



Now, talk to your friends.

A : What do you like to do on holidays?

B : I like to read books.

play

dance

sing

work

write



Read and answer.

Reena is a grade two student. She enjoys monsoon. In monsoon, she forgets about school. She doesn't have to get up early.



She can see her friends any time she wants. She usually spends her holidays with her parents. They go to different places in Nepal. She likes going to Pokhara, Kathmandu and Bhaktapur. Her parents are farmers. They can go on a holiday for a week only. She helps her parents in the

field. She likes her mother planting rice in the field. She also plants rice with her mother.

Write short answers.

a. When does Reena have the holiday?

b. Where does she like to go?

c. Do Reena's parents give her time?

d. What does Reena do with her mother?



Find the missing letters, write the words and read loudly.

S _ _ ool

Pare _ _ _

P _ _ aces

S _ _ ends

Differe _ _

P _ _ ant



Talk about the picture.



What games do you play? Why? Talk to your friends.



Listen and act.

Anil : Hello! Anil!

Sunil : Hi! Sunil. How are you?

Anil : I'm fine. Let's go out to play football.

Sunil : Sure. Let's go.

Now, ask and answer.









Q : Hi! Sunita. Let's play skipping.

A : No thanks.

play volleyball	Sing a song	play the Madal	draw a picture
--------------------	----------------	-------------------	-------------------



Write correct words under the pictures.

party	children	dance	music
stop	sit down	stand up	winner
			
_____	_____	_____	_____
_____	_____	_____	_____
_____	_____	_____	_____
			
_____	_____	_____	_____
_____	_____	_____	_____
_____	_____	_____	_____



Read and answer.

Musical Bumps

We play different games during break hours at school. We enjoy playing games. Yesterday, we played a new game, Musical Bumps. This is how we play this game:

1. The children dance to music.
2. The music stops.
3. The children sit down quickly.
4. The last child to sit down is 'out'.

5. The children stand up and dance again.
6. They play until there is only one child dancing. He or she is the winner.

(Source : learnenglishkids.britishcouncil.org.)

Circle 'yes' or 'no'.

- | | | |
|--|-----|----|
| a. Musical bumps is a game. | yes | no |
| b. You play musical bumps at a cinema. | yes | no |
| c. The children sing to music. | yes | no |
| d. The children stand up when the music stops. | yes | no |
| e. When a child is 'out', they stop playing. | yes | no |

Go outside the classroom. Play Musical Bumps with your friends.



Draw and write.

Draw a picture of your favourite game. Write a short paragraph about it.



Assessment 9

1. Listen to your teacher and write the words under the pictures.













2. Work in pairs. Take turns to ask and answer questions about your likes and dislikes.

3. Listen to your teacher and answer the questions.

a. The speaker likes activities.

b. She likes listening to

c. She has coins altogether.

4. Read the following sentences aloud.

a. I prefer outdoor games.

b. I enjoy camping.

c. I like singing folk songs.

d. The children are having a party.

5. Read the following text and answer the questions.

Reena is a grade two student. She enjoys monsoon. In monsoon, she forgets about school. She doesn't have to

Birds and Animals





Look at the pictures and talk.




Say one thing about each animal and bird. You can talk about its colour, what it eats, what it gives us or where it lives.

Now, talk about the animals you have at your home.




Listen and sing.

Dog goes woof.
Cat goes meow.
Bird goes tweet.
And mouse goes squeak.
Cow goes moo.
Frog goes croak.
And the elephant goes toot.



Listen and act.









Ramita : Do animals talk to each other?
Karuna : I think they talk to each other.
Ramita : What do they talk about?
Karuna : They say, "I am hungry."
Ramita : They also say, "Let's run away, there is a tiger".
Karuna : But how do they say?
Ramita : I don't know. They just make sounds.
Karuna : Yes, they make sounds.





Act.

Animals make different sounds. What sounds do they make? Read and try to copy them.

Bees hum. 	Cats meow. 
Cows moo. 	Cocks crow. 
Crows caw. 	Dogs bark. 
Goats bleat. 	Pigeons coo. 




Read and answer.

Chicken Little

One day while Chicken Little was walking, an acorn fell from a tree, and hit her little head.

"Oh, my, the sky is falling. I must run and tell the lion about it," said Chicken Little



and began to run.

"Where are you going?" - asked the hen.

"Oh, Henny Penny, the sky is falling and I am going to the lion to tell him about it."

"Let me go with you!" said Henny Penny.

So the two ran and ran and they met Ducky Lucky.

"Where are you going?" - asked Ducky Lucky.

"The sky is falling," said Henny Penny. "We are going to the lion to tell him about it."

"May I come with you?" asked Ducky Lucky.

So all three of them ran on and on until they met Foxy Loxy.

"Where are you going?", asked Foxy Loxy.

"The sky is falling and we are going to the lion to tell him about it," says Ducky Lucky.

"Do you know where he lives?" - asked the fox.

"I don't," said Chicken Little.

"I don't," said Henny Penny.

"I don't," said Ducky Lucky.

"I do," said Foxy Loxy. "Come with me and I can show you the way."

He walked on and on and they all came to his den.



Look at the picture. Ask and answer questions.



- a. What do the cows give us?
- b. What do the buffaloes give us?
- c. What do the chickens give us?
- d. How do the dogs help us?




Read and complete.

Cows and buffaloes give us _____.



Chickens give us _____.



Dogs protect our _____.



Sheep give us _____.



Horses carry _____.



Listen and act.



Tula : Hello Agam. How are you?

Agam : Hi. I'm fine.

Tula : Is this your dog?

Agam : Yes. His name is Rex.

Tula : He looks very big.

Agam : Yes, he's big but very friendly. Do you have any pets?

Tula : Yes, we have a cat. Her name is Kitty.

Agam : What does she say?

Tula : Meow.



Read and answer.

The Lion and the Mouse

A lion lay asleep in the forest. Suddenly, a little mouse came upon him and ran across his nose. The lion woke up and caught the little mouse with his paw angrily.



"Spare me!" asked the poor mouse. "Please let me go and someday I will surely help you." The lion laughed that a mouse could ever help him. But he was kind and finally let the mouse go.

Some days later, the lion was walking in the forest. He was caught in the hunter's net. He roared because he could not free himself. The mouse knew the voice and quickly found the lion struggling in the net. The mouse cut the rope and let the lion free.

"You laughed when I said I would repay you," said the mouse. "Now you see that even a mouse can help a lion."






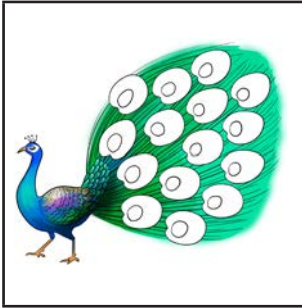
Write short answers.

a. Who woke the lion up?



Look at the pictures and discuss.

Do you know the names of these animals and birds?



- Which one has horns?
- Which one has no legs?
- Which one has no teeth?
- Which one has wings?
- Which one lives in the jungle?
- Which one has a shell?
- Which one can swim?
- Which one can fly?



Listen and act.

Mata : Here comes an elephant!




Raja : How do you know it is an elephant?

Mata : I'm sure, it is. Because it has a trunk. Look there's a crow.

Raja : And are you sure it is a crow?

Mata : I am sure, it is. Because it's very black.

Now, have similar conversation about the animals.



Listen and sing.

Little bird, Little bird, can you clap?

No, I can't. No, I can't. I can't clap.

Little bird, little bird, can you fly?

Yes, I can. Yes, I can. I can fly.

Little fish, Little fish, can you fly?

No, I can't. No, I can't. I can't fly.



Little fish, little fish, can you swim?

Yes, I can. Yes, I can. I can swim.

Buffalo, buffalo, can you climb?

No, I can't. No, I can't. I can't climb.

Buffalo, buffalo, can you run?

Yes, I can. Yes, I can. I can run.



Read and answer.

People build homes. A home gives us a place to live. Animals also build homes. Birds build nests. They use twigs and leaves to build the nest. A nest keeps eggs safe. It keeps baby birds warm. Nests are often found in trees. Ants also build nests. Some build nests in trees. Others build underground.



Rabbits live in burrows. Burrows are underground. Rabbits build them by digging. A burrow has chambers or rooms. The chambers are connected by tunnels. Squirrels and owls like to make their homes in the hollow of a tree.

Spiders spin webs to live in. Webs are also perfect traps for catching insects for spiders to eat.

Many animals with soft bodies carry their homes with them. These homes are called shells which protect the animals inside. Most animals such as snails, crabs and

turtles have 'built on' shells.

Domestic animals are the ones that live with human. For them, humans build houses, for example, sheds for cows and buffaloes, and stable for horses.

Answer the following questions.

a. Why do birds build the nests?

b. Write an animal which carries its home with it?

c. Do domestic animals make their homes themselves?

Match the animals with their homes.

horse

tree

cow

web

spider

stable

owl

burrow

rabbit


shed

birds

underground

ants

nests






Draw the pictures of some birds and animals. Write what they can do.



Four sets of horizontal writing lines, each set consisting of a top red line, a middle black line, and a bottom red line.



Four sets of horizontal writing lines, each set consisting of a top red line, a middle black line, and a bottom red line.



Four sets of horizontal writing lines, each set consisting of a top red line, a middle black line, and a bottom red line.



Four sets of horizontal writing lines, each set consisting of a top red line, a middle black line, and a bottom red line.



Put two words together to make new words.

a. back + bird

Four sets of horizontal writing lines, each set consisting of a top red line, a middle black line, and a bottom red line.

b. cat + fish

Four sets of horizontal writing lines, each set consisting of a top red line, a middle black line, and a bottom red line.

c. house + fly

Four sets of horizontal writing lines, each set consisting of a top red line, a middle black line, and a bottom red line.

d. wild + cat






Four sets of horizontal writing lines, each set consisting of a top red line, a middle black line, and a bottom red line.

e. silk + worm

Four sets of horizontal writing lines, each set consisting of a top red line, a middle black line, and a bottom red line.



Look at the pictures and talk about what the animals eat.



What different foods do you eat? Talk to your friends.



Listen and sing.

The black cat yawns, opens her jaws
Stretches her legs and shows her claws.

Then she gets up and stands on four
Long stiff legs and yawns some more.

Lifting herself on her delicate toes

She arches her back as high as it goes.

She lets herself down with particular care

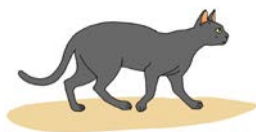
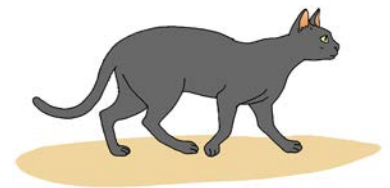
And pads away with her tail in the air.

I saw a little bird go hop, hop, hop.

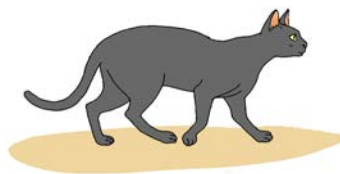
I told the little bird to stop, stop, stop.

I went to the window to say 'How do you do?'

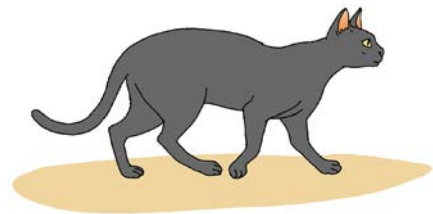
He wagged his little tail and far away he flew!




smallest



smaller




small



big



bigger



biggest



Find and write the names of birds and animals.

T	I	G	E	R	L	Q	W	E	R
Q	D	Q	A	R	I	S	G	A	T
P	O	A	S	W	O	N	H	S	Y
E	V	Z	D	E	N	A	J	D	U
P	I	G	E	O	N	K	K	F	I
C	Y	A	E	D	C	A	M	E	L
O	A	S	W	A	L	L	O	W	I
K	A	N	G	A	R	O	O	Z	O
H	O	R	S	E	E	A	G	L	E
V	U	L	T	U	R	E	A	S	S





Read and answer.

A cat began to catch and kill the mice everyday.

The mice were worried. They called a meeting to discuss the problem.



"Let's do something about the cat," the king of the mice said.

"But how?" the other mice asked.

All of them began to think. Then one mouse said, "We should tie a bell round his neck. So, whenever she comes towards us, the bell rings and we will run into our holes."

All the mice became very happy to hear this. They began dancing with joy. But their joy was not long. An old mouse shouted, "Stop it and tell me, who'll bell the cat?"

No mouse had the answer to this big question.

Write short answers.

a. Who killed the mice?

b. Why were the mice worried?

c. What did the mice decide to tie around the cat's neck?

d. What questions could they not answer?

e. Did they bell the cat?



Write the correct sentence under each picture.

The dog became clean.

Ramesh saw his dog dirty.

He brought a soap and water. He washed his dog.









someday I will surely help you." The lion laughed that a mouse could ever help him. But he was kind and finally let the mouse go.

Some days later, the lion was walking in the forest. He was caught in the hunter's net. He roared because he could not free himself. The mouse knew the voice and quickly found the lion struggling in the net. The mouse cut the rope and let the lion free.

"You laughed when I said I would repay you," said the mouse. "Now you see that even a mouse can help a lion."

A. Read the story and complete the sentences.

- a. The lion was sleeping in the
- b. A ran across the lion's nose.
- c. The lion at the offer of the mouse.
- d. The lion was caught in the hunter's
- e. The mouse cut the and freed the lion.

5. Punctuate the following.

a. rabbits live in Burrows

b. a burrow hsa chambers or rmoos

c. spiders Spin webs to liev in

d. what can An Elephant do

Word list

active	burrow	comb
actor	bus station	competition
ambulance	butterfly	complete
ankle	cabbage	computer
assembly	calendar	contain
bakery	camel	cook
balloon	camera	count
bank	camping	cousin
bark	candles	cricket
basket	carrot	crow
bath	carry	cuckoo
bathroom	cartoon	cupboard
beans	cattle	curtain
beaten rice	cauliflower	cute
beautiful	celebrate	cycle
bedtime	check	cycling
begin	chest	dance
behind	chew	dark
bell	chicken	decorate
belt	chocolate	delicious
beside	Christmas	desert
black	cinema	diet
blanket	clap	different
bleat	claw	dig
blue	clean	dining room
boating	cleanliness	dinner
bookrack	climb	distribute
boots	clock	doll
bottle	clothes	domestic
break	cloud	downstairs
bright	cloudy	dozen
brinjal	coat	drama
brown	coins	draw
brush	collect	dresses
buffalo	colour	dry

dustbin
duster
early
earth
energy
enjoy
eraser
events
exchange
excited
exercise
fair
fall
fan
farm
favourite
feel
feet
fence
festival
flower
fog
foggy
food
footpath
forehead
forest
forget
friendly
front
fruits
fun
garbage
garden
gift
gloves

grass
great
green
grocery
ground
guava
guess
guest
hair
hallway
handkerchief
happily
happy
hat
headphone
health
healthy
help
helpful
hip
hit
hive
hold
holes
holiday
hop
horns
hotel
house
housewife
hum
hungry
idea
images
important
indoor

jacket
jar
jaw
jug
juice
juicy
jungle
kangaroo
key ring
kind
kitchen
kite
knee
lab
laptop
leave
library
list
litchi
long
lotus
loud
loving
lunch
marigold
market
mason
meal
meat
meeting
menu
mew
mind
minerals
mobile
money

monsoon
mountain
mouse
move
music
nails
nearby
neat
necessary
neck
need
nephew
nest
nice
niece
night
notebook
objects
ocean
offer
opposite
orange
ostrich
outdoor
pack
packet
padlocks
painting
pair
pants
papaya
parents
park
parrot
party
passage

patient
pear
peeling
peppers
perform
perfume
pet
photo
picture
piece
pillow
pineapple
pink
place
plant
plates
playground
pleasant
plenty
polish
pond
popular
post
postcard
poster
praise
pray
present
pretty
prize
problem
protect
pumpkin
put on
puzzle
quiet

race
radio
radish
rain
rainy
receive
red
regularly
relatives
rest
return
rhododendron
ribbon
rice pudding
ride
river
robot
rose
round
sad
sand
sandals
sandwich
scarf
schedule
season
seeds
seller
set
shade
shake
shape
sharpener
sheep
shell
shirts

shoes
shop
shopping
shout
shut
sick
sing
singer
skirt
skunk
sleep
slide
smell
smile
snacks
snail
snow
snowy
soap
socks
sofa
soup
spare
spend
squeak
squirrel
stand up
stick
stiff
stomach
storey
storm
story
strawberries
street
strike

study
summer
sunflower
sunny
sunset
sweater
sweep
sweets
swim
swing
tail
tailor
take care
talk
taste
teddy bear
telephone
television
temple
throw
tidy
tie
together
tomato
tongue
toothbrush
tortoise
towel
toy
train
trim
trousers
trunk
t-shirt
tweet
twice

umbrella
under
unweed
upstairs
vacation
vegetables
vessel
video game
village
visit
vitamins
wag
warm
wash
watch
wear
weather
weeds
white
whiteboard
wind
windy
wings
winner
winter
wood
wooden
world
worm
worship
yawn
yellow
yoghurt
young
zoo

LEARNING PROGRESSION CHART

Tick (✓) the box on the day you complete the task.

START → Lesson 1 Lesson 2

Lesson 4 Lesson 3

Lesson 5

Lesson 7 Lesson 6

Lesson 8

Lesson 10 Lesson 9

Lesson 11 Lesson 12

Lesson 14 Lesson 13

Lesson 15 Lesson 16

Lesson 18 Lesson 17

Lesson 19

Lesson 21 Lesson 20

Lesson 22 Lesson 23 Lesson 24

Lesson 26 Lesson 25

Lesson 27 Lesson 28

Lesson 30 Lesson 29

Lesson 31

Lesson 33 Lesson 32

